

5.OETZI MARATHON 19-20/04/2008

CLASSIFICA UFFICIALE




POS	NUM PETT	SQUADRA CODICE	COGNOME e NOME	COM	COD. AN	TEMPO FRAZ.	POS FRAZ.	TOTALE STAFF.	POS STAFF.	TEMPO FINALE	DISTACCO	PNT TAB
FEMMINILE / WEIBLICH												
1	21	MAZZUCCO	Laura	ITA		1:49'24.5 1:12'23.8 1:31'33.1	(2) (1) (1)	1:49'24.5 3:01'48.3 4:33'21.4	(2) (1) (1)	4:33'21.4	20.0 0.0 0.0	
2	24	HORNEGGER	Simone	AUT		1:53'31.0 1:19'17.6 1:33'40.6	(3) (5) (2)	1:53'31.0 3:12'48.6 4:46'29.2	(3) (4) (2)	4:46'29.2	4'26.5 11'00.3 13'07.8	
3	25	STAUFER	Marita	AUT		1:49'04.5 1:21'23.9 1:36'47.9	(1) (7) (3)	1:49'04.5 3:10'28.4 4:47'16.3	(1) (3) (3)	4:47'16.3	0.0 8'40.1 13'54.9	
4	28	NIEDERWIESER	Judith	ITA		1:55'46.0 1:13'16.6 1:40'21.7	(4) (2) (4)	1:55'46.0 3:09'02.6 4:49'24.3	(4) (2) (4)	4:49'24.3	6'41.5 7'14.3 16'02.9	
5	29	GENETIN	Gabriella	ITA		1:56'36.5 1:18'33.9 1:43'41.2	(5) (3) (5)	1:56'36.5 3:15'10.4 4:58'51.6	(5) (5) (5)	4:58'51.6	7'32.0 13'22.1 25'30.2	
6	23	DOSSI	Marcellina	ITA		1:59'39.6 1:21'05.0 1:47'57.6	(6) (6) (6)	1:59'39.6 3:20'44.6 5:08'42.2	(6) (6) (6)	5:08'42.2	10'35.1 18'56.3 35'20.8	
7	32	FRANK	Claudia	GER		2:03'18.5 1:18'59.7 1:59'35.1	(7) (4) (8)	2:03'18.5 3:22'18.2 5:21'53.3	(7) (7) (7)	5:21'53.3	14'14.0 20'29.9 48'31.9	
8	34	LINDER	Herta	ITA		2:15'11.7 1:30'36.5 1:54'51.4	(9) (11) (7)	2:15'11.7 3:45'48.2 5:40'39.6	(9) (10) (8)	5:40'39.6	26'07.2 43'59.9 1:07'18.2	
9	35	CASTELLI	Simonetta	ITA		2:18'51.9 1:25'11.4 2:05'40.6	(11) (9) (10)	2:18'51.9 3:44'03.3 5:49'43.9	(11) (9) (9)	5:49'43.9	29'47.4 42'15.0 1:16'22.5	
10	26	TAFATSCH	Angelika	AUT		2:03'49.8 1:23'11.9 2:24'14.7	(8) (8) (13)	2:03'49.8 3:27'01.7 5:51'16.4	(8) (8) (10)	5:51'16.4	14'45.3 25'13.4 1:17'55.0	



POS	NUM PETT	SQUADRA CODICE	COGNOME e NOME	COM	COD. AN	TEMPO FRAZ.	POS FRAZ.	TOTALE STAFF.	POS STAFF.	TEMPO FINALE	DISTACCO	PNT TAB
11	33	VISONA`	Alessandra	ITA		2:19'45.0 1:28'27.3 2:05'05.8	(12) (10) (9)	2:19'45.0 3:48'12.3 5:53'18.1	(12) (11) (11)	5:53'18.1	30'40.5 46'24.0 1:19'56.7	
12	27	FRANCHINI	Cinzia	ITA		2:20'25.2 1:37'34.6 2:23'06.0	(13) (13) (12)	2:20'25.2 3:57'59.8 6:21'05.8	(13) (13) (12)	6:21'05.8	31'20.7 56'11.5 1:47'44.4	
13	31	FAUTRERO	Nadia	ITA		2:17'19.6 1:36'08.9 2:33'10.8	(10) (12) (14)	2:17'19.6 3:53'28.5 6:26'39.3	(10) (12) (13)	6:26'39.3	28'15.1 51'40.2 1:53'17.9	
14	30	SARTAGO	Monica	ITA		2:23'48.9 1:51'10.9 2:18'40.8	(14) (14) (11)	2:23'48.9 4:14'59.8 6:33'40.6	(14) (14) (14)	6:33'40.6	34'44.4 1:13'11.5 2:00'19.2	

ISCRITTI 14
NON PARTITI ... 0
NON ARRIVATI .. 0
SQUALIFICATI .. 0




5.OETZI MARATHON 19-20/04/2008

CLASSIFICA UFFICIALE



POS	NUM PETT	SQUADRA CODICE	COGNOME e NOME	COM AN	COD. FRAZ.	TEMPO FRAZ.	POS FRAZ.	TOTALE STAFF.	POS STAFF.	TEMPO FINALE	DISTACCO	PNT TAB
STAFFETTA FEMMINILE DAMEN STAFFEL												
1	212	EATANWIN.DE		GER						3:55'03.8		
			BRACHTENDORF Kerstin		72	1:36'43.9	(1)	1:36'43.9	(1)		0.0	
			CLEMENS Ellen		68	1:01'13.4	(1)	2:37'57.3	(1)		0.0	
			SCHLEICH Christine		63	1:17'06.5	(2)	3:55'03.8	(1)		0.0	
2	211	BGL-RC MARTINS BIKE SHOP		GER						4:03'31.1		
			KOCH Maria		81	1:43'24.0	(2)	1:43'24.0	(2)		6'40.1	
			THAUMILLER Kathrin		78	1:05'38.6	(2)	2:49'02.6	(2)		11'05.3	
			GRUBER Barbara		77	1:14'28.5	(1)	4:03'31.1	(2)		8'27.3	
3	214	EUROKRAN SARNTAL		ITA						4:35'48.9		
			TASSER Andrea		79	1:46'27.8	(3)	1:46'27.8	(3)		9'43.9	
			STOFNER Sonja		80	1:18'30.4	(5)	3:04'58.2	(3)		27'00.9	
			FELDERER Annelise		77	1:30'50.7	(3)	4:35'48.9	(3)		40'45.1	
4	217	MAB - TEAM		ITA						4:50'00.6		
			SCHUELER Monika		75	1:48'19.3	(4)	1:48'19.3	(4)		11'35.4	
			SCHWIENBACHER Anita		73	1:21'19.4	(6)	3:09'38.7	(4)		31'41.4	
			ZAMBOTTI Barbara		74	1:40'21.9	(4)	4:50'00.6	(4)		54'56.8	
5	215	MONTANAIA RACING		ITA						5:35'05.8		
			SENIK Jennifer Linda		81	2:10'52.9	(5)	2:10'52.9	(5)		34'09.0	
			PERON Roberta		67	1:23'53.6	(7)	3:34'46.5	(5)		56'49.2	
			ZIN Laura		71	2:00'19.3	(6)	5:35'05.8	(5)		1:40'02.0	
6	213	ATLETICA SARNTAL		ITA						5:36'37.3		
			GRANDI Roberta		63	2:37'28.0	(7)	2:37'28.0	(7)		1:00'44.1	
			GOLDONI Paola		67	1:12'34.1	(3)	3:50'02.1	(7)		1:12'04.8	
			BARZIZA Monica		77	1:46'35.2	(5)	5:36'37.3	(6)		1:41'33.5	
7	216	CRUS PEDERSANO		ITA						5:41'04.3		
			SPAGNOLLI Piera		68	2:21'55.0	(6)	2:21'55.0	(6)		45'11.1	
			LIMELLI Fabiana		69	1:13'53.8	(4)	3:35'48.8	(6)		57'51.5	
			SPAGNOLLI Nicoletta		68	2:05'15.5	(7)	5:41'04.3	(7)		1:46'00.5	
			ISCRITTI	7							
			NON PARTITI	...	0							
			NON ARRIVATI	..	0							
			SQUALIFICATI	..	0							





5.OETZI MARATHON 19-20/04/2008

CLASSIFICA UFFICIALE



POS	NUM PETT	SQUADRA CODICE	COGNOME e NOME	COM	COD. AN	TEMPO FRAZ.	POS FRAZ.	TOTALE STAFF.	POS STAFF.	TEMPO FINALE	DISTACCO	PNT TAB
MASCHILE / MAENNLICH												
1	1	KOGLER	Stefan	AUT		1:21'11.6 1:00'09.4 1:12'26.9	(4) (10) (2)	1:21'11.6 2:21'21.0 3:33'47.9	(4) (4) (1)	3:33'47.9	1'10.8 53.5 0.0	
2	6	LAINER	Hans	AUT		1:21'09.6 1:00'03.6 1:14'56.0	(3) (9) (4)	1:21'09.6 2:21'13.2 3:36'09.2	(3) (3) (2)	3:36'09.2	1'08.8 45.7 2'21.3	
3	4	WIELTSCHNIG	Silvio	AUT		1:20'26.2 1:00'01.3 1:16'29.8	(2) (8) (5)	1:20'26.2 2:20'27.5 3:36'57.3	(2) (1) (3)	3:36'57.3	25.4 0.0 3'09.4	
4	13	LEX	Konrad	GER		1:27'43.7 58'43.5 1:11'21.3	(15) (4) (1)	1:27'43.7 2:26'27.2 3:37'48.5	(15) (12) (4)	3:37'48.5	7'42.9 5'59.7 4'00.6	
5	5	HOCHENWARTER	Siegfried	AUT		1:20'00.8 1:03'59.8 1:17'24.0	(1) (20) (6)	1:20'00.8 2:24'00.6 3:41'24.6	(1) (9) (5)	3:41'24.6	0.0 3'33.1 7'36.7	
6	9	OSELE	Roland	ITA		1:23'57.8 57'41.7 1:20'14.6	(9) (2) (10)	1:23'57.8 2:21'39.5 3:41'54.1	(9) (5) (6)	3:41'54.1	3'57.0 1'12.0 8'06.2	
7	103	KOFLER	Andreas	ITA		1:23'56.4 1:01'11.8 1:18'18.1	(8) (13) (7)	1:23'56.4 2:25'08.2 3:43'26.3	(8) (11) (7)	3:43'26.3	3'55.6 4'40.7 9'38.4	
8	199	MEZZANOTTE	Mirco	ITA		1:24'26.9 1:00'01.1 1:19'38.1	(11) (7) (9)	1:24'26.9 2:24'28.0 3:44'06.1	(11) (10) (8)	3:44'06.1	4'26.1 4'00.5 10'18.2	
9	7	WIDAUER	Stefan	AUT		1:23'29.0 59'16.4 1:23'04.5	(5) (6) (12)	1:23'29.0 2:22'45.4 3:45'49.9	(5) (6) (9)	3:45'49.9	3'28.2 2'17.9 12'02.0	
10	17	THALER	Benjamin	ITA		1:27'15.4 1:03'53.8 1:14'55.5	(13) (19) (3)	1:27'15.4 2:31'09.2 3:46'04.7	(13) (14) (10)	3:46'04.7	7'14.6 10'41.7 12'16.8	



POS	NUM PETT	SQUADRA CODICE	COGNOME e NOME	COM	COD. AN	TEMPO FRAZ.	POS FRAZ.	TOTALE STAFF.	POS STAFF.	TEMPO FINALE	DISTACCO	PNT TAB
11	2	STEINER	Anton	ITA		1:24'11.1 58'42.1 1:26'57.3	(10) (3) (14)	1:24'11.1 2:22'53.2 3:49'50.5	(10) (7) (11)	3:49'50.5	4'10.3 2'25.7 16'02.6	
12	8	HEISS	Karl	ITA		1:25'56.0 1:01'04.0 1:24'35.8	(12) (12) (13)	1:25'56.0 2:27'00.0 3:51'35.8	(12) (13) (12)	3:51'35.8	5'55.2 6'32.5 17'47.9	
13	10	BAUER	Sigi	AUT		1:23'55.4 59'05.6 1:29'26.5	(7) (5) (21)	1:23'55.4 2:23'01.0 3:52'27.5	(7) (8) (13)	3:52'27.5	3'54.6 2'33.5 18'39.6	
14	16	DECLARA	Matthias	ITA		1:31'06.5 1:03'51.8 1:18'53.2	(20) (18) (8)	1:31'06.5 2:34'58.3 3:53'51.5	(20) (18) (14)	3:53'51.5	11'05.7 14'30.8 20'03.6	
15	19	ERTL	Wolfgang	AUT		1:27'56.5 1:05'46.3 1:21'24.0	(16) (23) (11)	1:27'56.5 2:33'42.8 3:55'06.8	(16) (17) (15)	3:55'06.8	7'55.7 13'15.3 21'18.9	
16	12	SCANU	Mario	ITA		1:29'57.1 1:02'20.3 1:29'00.3	(17) (16) (18)	1:29'57.1 2:32'17.4 4:01'17.7	(17) (15) (16)	4:01'17.7	9'56.3 11'49.9 27'29.8	
17	20	WEISSENHORN	Oswald	ITA		1:23'54.4 56'54.5 1:42'30.0	(6) (1) (62)	1:23'54.4 2:20'48.9 4:03'18.9	(6) (2) (17)	4:03'18.9	3'53.6 21.4 29'31.0	
18	36	THALER	Sigmund	ITA		1:34'28.2 1:05'42.4 1:28'09.4	(25) (22) (16)	1:34'28.2 2:40'10.6 4:08'20.0	(25) (19) (18)	4:08'20.0	14'27.4 19'43.1 34'32.1	
19	126	VIANA	Peter	ITA		1:31'29.2 1:01'50.1 1:36'59.7	(21) (14) (39)	1:31'29.2 2:33'19.3 4:10'19.0	(21) (16) (19)	4:10'19.0	11'28.4 12'51.8 36'31.1	
20	37	PICCOLI	Alessandro	ITA		1:40'33.3 1:00'18.9 1:29'58.6	(44) (11) (24)	1:40'33.3 2:40'52.2 4:10'50.8	(44) (20) (20)	4:10'50.8	20'32.5 20'24.7 37'02.9	
21	38	DAPIT	Fulvio	ITA		1:38'48.1 1:02'19.4 1:29'44.0	(39) (15) (23)	1:38'48.1 2:41'07.5 4:10'51.5	(39) (21) (21)	4:10'51.5	18'47.3 20'40.0 37'03.6	
22	133	FENAROLI	Diego	ITA		1:30'17.9 1:11'58.9 1:28'41.5	(18) (50) (17)	1:30'17.9 2:42'16.8 4:10'58.3	(18) (22) (22)	4:10'58.3	10'17.1 21'49.3 37'10.4	
23	80	MOSER	Christian	ITA		1:39'44.4 1:04'06.8 1:31'41.8	(40) (21) (30)	1:39'44.4 2:43'51.2 4:15'33.0	(40) (24) (23)	4:15'33.0	19'43.6 23'23.7 41'45.1	
24	58	WURZER	Hartmann	ITA		1:33'49.8 1:11'03.8 1:31'59.3	(23) (40) (31)	1:33'49.8 2:44'53.6 4:16'52.9	(23) (26) (24)	4:16'52.9	13'49.0 24'26.1 43'05.0	

POS	NUM PETT	SQUADRA CODICE	COGNOME e NOME	COM	COD. AN	TEMPO FRAZ.	POS FRAZ.	TOTALE STAFF.	POS STAFF.	TEMPO FINALE	DISTACCO	PNT TAB
25	45	THALER	Winfred	ITA		1:35'48.3 1:12'14.0 1:29'30.5	(31) (53) (22)	1:35'48.3 2:48'02.3 4:17'32.8	(31) (32) (25)	4:17'32.8	15'47.5 27'34.8 43'44.9	
26	107	WELLENZOHN	Klaus	ITA		1:40'22.5 1:07'18.7 1:30'32.6	(42) (26) (25)	1:40'22.5 2:47'41.2 4:18'13.8	(42) (31) (26)	4:18'13.8	20'21.7 27'13.7 44'25.9	
27	194	UNTERHUBER	Gerhard	ITA		1:36'43.1 1:11'26.0 1:30'55.6	(34) (46) (27)	1:36'43.1 2:48'09.1 4:19'04.7	(34) (33) (27)	4:19'04.7	16'42.3 27'41.6 45'16.8	
28	44	MITTERHOFER	Stefan	ITA		1:34'39.6 1:09'18.7 1:35'19.7	(27) (33) (37)	1:34'39.6 2:43'58.3 4:19'18.0	(27) (25) (28)	4:19'18.0	14'38.8 23'30.8 45'30.1	
29	188	SPARBER	Robert	ITA		1:35'49.8 1:11'24.1 1:33'13.0	(32) (45) (33)	1:35'49.8 2:47'13.9 4:20'26.9	(32) (30) (29)	4:20'26.9	15'49.0 26'46.4 46'39.0	
30	114	VERONESE	Luciano	ITA		1:41'36.0 1:08'02.6 1:31'13.3	(51) (28) (29)	1:41'36.0 2:49'38.6 4:20'51.9	(51) (36) (30)	4:20'51.9	21'35.2 29'11.1 47'04.0	
31	93	OSTERMANN	Helmuth	AUT		1:37'57.5 1:10'49.0 1:32'18.8	(36) (38) (32)	1:37'57.5 2:48'46.5 4:21'05.3	(36) (35) (31)	4:21'05.3	17'56.7 28'19.0 47'17.4	
32	129	LERCHER	Karl	ITA		1:44'26.8 1:06'17.4 1:31'09.3	(62) (24) (28)	1:44'26.8 2:50'44.2 4:21'53.5	(62) (38) (32)	4:21'53.5	24'26.0 30'16.7 48'05.6	
33	175	WEISENHORN	Siegfried	ITA		1:32'40.1 1:12'57.0 1:37'21.6	(22) (61) (42)	1:32'40.1 2:45'37.1 4:22'58.7	(22) (28) (33)	4:22'58.7	12'39.3 25'09.6 49'10.8	
34	86	NIEDERKOFER	Stefan	ITA		1:40'44.4 1:11'23.7 1:30'53.9	(48) (44) (26)	1:40'44.4 2:52'08.1 4:23'02.0	(48) (47) (34)	4:23'02.0	20'43.6 31'40.6 49'14.1	
35	143	LONGHINO	Walter	ITA		1:44'43.3 1:10'07.6 1:29'02.9	(64) (34) (19)	1:44'43.3 2:54'50.9 4:23'53.8	(64) (56) (35)	4:23'53.8	24'42.5 34'23.4 50'05.9	
36	131	DI FRANCESCO	Luca	ITA		1:44'34.4 1:06'24.5 1:33'22.1	(63) (25) (34)	1:44'34.4 2:50'58.9 4:24'21.0	(63) (40) (36)	4:24'21.0	24'33.6 30'31.4 50'33.1	
37	135	EDER	Robert	AUT		1:30'32.9 1:12'28.0 1:41'50.1	(19) (56) (59)	1:30'32.9 2:43'00.9 4:24'51.0	(19) (23) (37)	4:24'51.0	10'32.1 22'33.4 51'03.1	
38	124	STIFTER	Hartmann	ITA		1:42'44.9 1:14'15.2 1:27'52.7	(57) (72) (15)	1:42'44.9 2:57'00.1 4:24'52.8	(57) (58) (38)	4:24'52.8	22'44.1 36'32.6 51'04.9	

POS	NUM PETT	SQUADRA CODICE	COGNOME e NOME	COM	COD. AN	TEMPO FRAZ.	POS FRAZ.	TOTALE STAFF.	POS STAFF.	TEMPO FINALE	DISTACCO	PNT TAB
39	78	RABENSTEINER	Alexander	ITA		1:38'03.9 1:08'04.1 1:40'14.8	(37) (29) (55)	1:38'03.9 2:46'08.0 4:26'22.8	(37) (29) (39)	4:26'22.8	18'03.1 25'40.5 52'34.9	
40	149	PERIN	Pietro	ITA		1:41'54.2 1:08'45.5 1:37'07.0	(52) (31) (40)	1:41'54.2 2:50'39.7 4:27'46.7	(52) (37) (40)	4:27'46.7	21'53.4 30'12.2 53'58.8	
41	60	MURR	Florian	ITA		1:48'04.0 1:11'22.8 1:29'24.1	(88) (43) (20)	1:48'04.0 2:59'26.8 4:28'50.9	(88) (68) (41)	4:28'50.9	28'03.2 38'59.3 55'03.0	
42	11	KURZ	Michael	AUT		1:40'38.0 1:12'21.7 1:35'52.3	(46) (55) (38)	1:40'38.0 2:52'59.7 4:28'52.0	(46) (52) (42)	4:28'52.0	20'37.2 32'32.2 55'04.1	
43	117	PICHLER	Thomas	ITA		1:40'50.4 1:10'19.9 1:38'19.8	(49) (35) (48)	1:40'50.4 2:51'10.3 4:29'30.1	(49) (42) (43)	4:29'30.1	20'49.6 30'42.8 55'42.2	
44	56	STUEFER	Erwin	ITA		1:34'44.3 1:17'46.1 1:37'55.9	(29) (92) (46)	1:34'44.3 2:52'30.4 4:30'26.3	(29) (49) (44)	4:30'26.3	14'43.5 32'02.9 56'38.4	
45	18	DE GASPERI	Alessandro	ITA		1:44'04.7 1:07'56.3 1:39'54.8	(60) (27) (54)	1:44'04.7 2:52'01.0 4:31'55.8	(60) (46) (45)	4:31'55.8	24'03.9 31'33.5 58'07.9	
46	145	MEISTER	Wolfgang	AUT		1:37'27.6 1:14'08.3 1:41'22.2	(35) (71) (57)	1:37'27.6 2:51'35.9 4:32'58.1	(35) (45) (46)	4:32'58.1	17'26.8 31'08.4 59'10.2	
47	112	DEMONTE	Paolo Federico	ITA		1:35'36.2 1:12'51.3 1:45'45.8	(30) (60) (77)	1:35'36.2 2:48'27.5 4:34'13.3	(30) (34) (47)	4:34'13.3	15'35.4 28'00.0 1:00'25.4	
48	43	ILLMER	Lorenz	ITA		1:34'36.0 1:10'48.2 1:49'11.5	(26) (37) (88)	1:34'36.0 2:45'24.2 4:34'35.7	(26) (27) (48)	4:34'35.7	14'35.2 24'56.7 1:00'47.8	
49	183	SANNA	Luca	ITA		1:44'14.4 1:08'17.6 1:42'26.6	(61) (30) (61)	1:44'14.4 2:52'32.0 4:34'58.6	(61) (50) (49)	4:34'58.6	24'13.6 32'04.5 1:01'10.7	
50	127	WENDT	Manuel	ITA		1:45'10.7 1:09'16.5 1:40'40.3	(71) (32) (56)	1:45'10.7 2:54'27.2 4:35'07.5	(71) (55) (50)	4:35'07.5	25'09.9 33'59.7 1:01'19.6	
51	79	CLEMENTI	Georg	ITA		1:40'31.5 1:11'01.9 1:43'35.1	(43) (39) (66)	1:40'31.5 2:51'33.4 4:35'08.5	(43) (44) (51)	4:35'08.5	20'30.7 31'05.9 1:01'20.6	
52	130	HOFER	Christoph	ITA		1:45'07.6 1:12'31.9 1:38'14.0	(69) (57) (47)	1:45'07.6 2:57'39.5 4:35'53.5	(69) (61) (52)	4:35'53.5	25'06.8 37'12.0 1:02'05.6	

POS	NUM PETT	SQUADRA CODICE	COGNOME e NOME	COM	COD. AN	TEMPO FRAZ.	POS FRAZ.	TOTALE STAFF.	POS STAFF.	TEMPO FINALE	DISTACCO	PNT TAB
53	141	HOELLRIGL	Oswald	ITA		1:45'45.4 1:12'35.4 1:37'45.0	(76) (58) (44)	1:45'45.4 2:58'20.8 4:36'05.8	(76) (64) (53)	4:36'05.8	25'44.6 37'53.3 1:02'17.9	
54	123	LEITNER	Paul	ITA		1:43'43.0 1:13'54.6 1:38'49.7	(58) (67) (50)	1:43'43.0 2:57'37.6 4:36'27.3	(58) (60) (54)	4:36'27.3	23'42.2 37'10.1 1:02'39.4	
55	189	SCHENK	Andreas	ITA		1:35'58.8 1:15'33.2 1:44'58.1	(33) (80) (72)	1:35'58.8 2:51'32.0 4:36'30.1	(33) (43) (55)	4:36'30.1	15'58.0 31'04.5 1:02'42.2	
56	196	CESCONI	Lorenzo	ITA		1:52'15.1 1:10'41.7 1:33'33.9	(100) (36) (35)	1:52'15.1 3:02'56.8 4:36'30.7	(100) (79) (56)	4:36'30.7	32'14.3 42'29.3 1:02'42.8	
57	195	IORIATTI	Giuliano	ITA		1:48'57.0 1:13'58.4 1:34'04.8	(89) (69) (36)	1:48'57.0 3:02'55.4 4:37'00.2	(89) (78) (57)	4:37'00.2	28'56.2 42'27.9 1:03'12.3	
58	76	DECARLI	Mariano	ITA		1:40'42.3 1:18'44.9 1:37'34.8	(47) (101) (43)	1:40'42.3 2:59'27.2 4:37'02.0	(47) (69) (58)	4:37'02.0	20'41.5 38'59.7 1:03'14.1	
59	51	DIPPACHER	Matthias	GER		1:47'43.5 1:03'08.9 1:46'57.3	(84) (17) (81)	1:47'43.5 2:50'52.4 4:37'49.7	(84) (39) (59)	4:37'49.7	27'42.7 30'24.9 1:04'01.8	
60	177	FACCHINI	David	ITA		1:46'06.7 1:14'26.6 1:37'18.8	(77) (74) (41)	1:46'06.7 3:00'33.3 4:37'52.1	(77) (72) (60)	4:37'52.1	26'05.9 40'05.8 1:04'04.2	
61	158	PAOLI	Flavio	TN		1:47'44.9 1:12'09.5 1:38'36.8	(85) (52) (49)	1:47'44.9 2:59'54.4 4:38'31.2	(85) (70) (61)	4:38'31.2	27'44.1 39'26.9 1:04'43.3	
62	69	SELB	Fredi	AUT		1:43'55.0 1:13'37.3 1:41'22.4	(59) (64) (58)	1:43'55.0 2:57'32.3 4:38'54.7	(59) (59) (62)	4:38'54.7	23'54.2 37'04.8 1:05'06.8	
63	151	ANDREIS	Stefano	ITA		1:41'57.1 1:11'32.3 1:45'42.2	(53) (48) (76)	1:41'57.1 2:53'29.4 4:39'11.6	(53) (53) (63)	4:39'11.6	21'56.3 33'01.9 1:05'23.7	
64	168	OSELE	Andrea	ITA		1:48'02.1 1:11'59.9 1:39'27.7	(87) (51) (52)	1:48'02.1 3:00'02.0 4:39'29.7	(87) (71) (64)	4:39'29.7	28'01.3 39'34.5 1:05'41.8	
65	70	VALTINGOIER	Christian	ITA		1:41'58.7 1:12'17.7 1:48'18.5	(54) (54) (84)	1:41'58.7 2:54'16.4 4:42'34.9	(54) (54) (65)	4:42'34.9	21'57.9 33'48.9 1:08'47.0	
66	99	GERSTGRASSER	Wilmar	ITA		1:34'42.1 1:16'24.5 1:51'39.7	(28) (83) (94)	1:34'42.1 2:51'06.6 4:42'46.3	(28) (41) (66)	4:42'46.3	14'41.3 30'39.1 1:08'58.4	

POS	NUM PETT	SQUADRA CODICE	COGNOME e NOME	COM	COD. AN	TEMPO FRAZ.	POS FRAZ.	TOTALE STAFF.	POS STAFF.	TEMPO FINALE	DISTACCO	PNT TAB
67	140	VANZETTA	Livio	ITA		1:45'01.4 1:18'30.6 1:39'15.6	(66) (99) (51)	1:45'01.4 3:03'32.0 4:42'47.6	(66) (84) (67)	4:42'47.6	25'00.6 43'04.5 1:08'59.7	
68	170	STEGER	Thomas	ITA		1:39'55.9 1:18'13.5 1:44'40.3	(41) (96) (70)	1:39'55.9 2:58'09.4 4:42'49.7	(41) (63) (68)	4:42'49.7	19'55.1 37'41.9 1:09'01.8	
69	41	VITALI	Luca	ITA		1:45'09.3 1:13'44.6 1:44'45.2	(70) (66) (71)	1:45'09.3 2:58'53.9 4:43'39.1	(70) (66) (69)	4:43'39.1	25'08.5 38'26.4 1:09'51.2	
70	48	PITZER	Thomas	AUT		1:46'57.2 1:14'22.0 1:42'33.1	(83) (73) (63)	1:46'57.2 3:01'19.2 4:43'52.3	(83) (74) (70)	4:43'52.3	26'56.4 40'51.7 1:10'04.4	
71	108	BOLIS	Matteo	ITA		1:49'19.3 1:12'49.7 1:41'53.4	(92) (59) (60)	1:49'19.3 3:02'09.0 4:44'02.4	(92) (76) (71)	4:44'02.4	29'18.5 41'41.5 1:10'14.5	
72	110	EISENDLE	Roland	AUT		1:45'24.1 1:13'12.3 1:45'30.4	(74) (62) (75)	1:45'24.1 2:58'36.4 4:44'06.8	(74) (65) (72)	4:44'06.8	25'23.3 38'08.9 1:10'18.9	
73	61	BAUMSCHLAGER	Alex	AUT		1:34'25.8 1:20'59.5 1:49'56.0	(24) (114) (89)	1:34'25.8 2:55'25.3 4:45'21.3	(24) (57) (73)	4:45'21.3	14'25.0 34'57.8 1:11'33.4	
74	166	WEISSTEINER	Stefan	ITA		1:45'03.2 1:13'57.8 1:46'45.1	(67) (68) (80)	1:45'03.2 2:59'01.0 4:45'46.1	(67) (67) (74)	4:45'46.1	25'02.4 38'33.5 1:11'58.2	
75	193	FRISCHMANN	Dietmar	AUT		1:49'06.4 1:17'27.5 1:39'42.5	(91) (90) (53)	1:49'06.4 3:06'33.9 4:46'16.4	(91) (88) (75)	4:46'16.4	29'05.6 46'06.4 1:12'28.5	
76	137	VISINTAINER	Valter	ITA		1:50'16.5 1:11'16.1 1:48'57.1	(95) (42) (87)	1:50'16.5 3:01'32.6 4:50'29.7	(95) (75) (76)	4:50'29.7	30'15.7 41'05.1 1:16'41.8	
77	159	MASTROTTO	Michele	ITA		1:52'53.9 1:15'18.3 1:43'03.0	(101) (78) (64)	1:52'53.9 3:08'12.2 4:51'15.2	(101) (90) (77)	4:51'15.2	32'53.1 47'44.7 1:17'27.3	
78	82	SCHERER	Siegfried	AUT		1:52'55.8 1:20'57.2 1:37'50.2	(102) (113) (45)	1:52'55.8 3:13'53.0 4:51'43.2	(102) (101) (78)	4:51'43.2	32'55.0 53'25.5 1:17'55.3	
79	119	BOZZOLAN	Serge	ITA		1:49'22.4 1:18'02.3 1:44'21.4	(93) (93) (68)	1:49'22.4 3:07'24.7 4:51'46.1	(93) (89) (79)	4:51'46.1	29'21.6 46'57.2 1:17'58.2	
80	171	MERLER	Tiziano	ITA		1:45'12.1 1:18'42.0 1:48'27.9	(72) (100) (85)	1:45'12.1 3:03'54.1 4:52'22.0	(72) (86) (80)	4:52'22.0	25'11.3 43'26.6 1:18'34.1	

POS	NUM PETT	SQUADRA CODICE	COGNOME e NOME	COM	COD. AN	TEMPO FRAZ.	POS FRAZ.	TOTALE STAFF.	POS STAFF.	TEMPO FINALE	DISTACCO	PNT TAB
81	185	HASLER	Anton	ITA		1:49'00.9 1:17'28.4 1:46'26.6	(90) (91) (78)	1:49'00.9 3:06'29.3 4:52'55.9	(90) (87) (81)	4:52'55.9	29'00.1 46'01.8 1:19'08.0	
82	57	KRUG	Martin	AUT		1:53'15.2 1:15'47.0 1:45'26.7	(104) (81) (74)	1:53'15.2 3:09'02.2 4:54'28.9	(104) (92) (82)	4:54'28.9	33'14.4 48'34.7 1:20'41.0	
83	192	FAIT	Michele	ITA		1:46'43.9 1:16'33.3 1:51'24.6	(81) (84) (93)	1:46'43.9 3:03'17.2 4:54'41.8	(81) (82) (83)	4:54'41.8	26'43.1 42'49.7 1:20'53.9	
84	184	RIEPER	Egon	ITA		1:53'24.7 1:18'45.5 1:43'38.4	(105) (102) (67)	1:53'24.7 3:12'10.2 4:55'48.6	(105) (100) (84)	4:55'48.6	33'23.9 51'42.7 1:22'00.7	
85	113	HEIDENBERGER	Alexander	ITA		1:46'38.7 1:16'22.7 1:53'29.6	(80) (82) (98)	1:46'38.7 3:03'01.4 4:56'31.0	(80) (80) (85)	4:56'31.0	26'37.9 42'33.9 1:22'43.1	
86	191	ZOESCHG	Meinrad	ITA		1:45'05.1 1:17'14.3 1:54'19.4	(68) (88) (100)	1:45'05.1 3:02'19.4 4:56'38.8	(68) (77) (86)	4:56'38.8	25'04.3 41'51.9 1:22'50.9	
87	73	PRAST	Markus	ITA		1:45'18.4 1:18'06.6 1:56'11.1	(73) (94) (106)	1:45'18.4 3:03'25.0 4:59'36.1	(73) (83) (87)	4:59'36.1	25'17.6 42'57.5 1:25'48.2	
88	62	HOUSKA	David	ITA		2:00'11.8 1:14'28.8 1:45'00.9	(126) (76) (73)	2:00'11.8 3:14'40.6 4:59'41.5	(126) (104) (88)	4:59'41.5	40'11.0 54'13.1 1:25'53.6	
89	104	FUCCI	Stefano	ITA		1:46'18.0 1:11'30.5 2:02'02.9	(78) (47) (117)	1:46'18.0 2:57'48.5 4:59'51.4	(78) (62) (89)	4:59'51.4	26'17.2 37'21.0 1:26'03.5	
90	54	KRUSELBURGER	Alexander	ITA		1:55'56.0 1:13'29.9 1:52'11.0	(114) (63) (97)	1:55'56.0 3:09'25.9 5:01'36.9	(114) (94) (90)	5:01'36.9	35'55.2 48'58.4 1:27'49.0	
91	111	ORLANDO	Luca	ITA		1:55'48.2 1:19'14.4 1:46'36.6	(112) (106) (79)	1:55'48.2 3:15'02.6 5:01'39.2	(112) (106) (91)	5:01'39.2	35'47.4 54'35.1 1:27'51.3	
92	109	CLOCHE	Uli	ITA		1:58'31.5 1:19'40.6 1:44'29.8	(123) (107) (69)	1:58'31.5 3:18'12.1 5:02'41.9	(123) (112) (92)	5:02'41.9	38'30.7 57'44.6 1:28'54.0	
93	105	DEMETZ	Georg	ITA		1:47'46.7 1:15'29.3 2:00'07.2	(86) (79) (112)	1:47'46.7 3:03'16.0 5:03'23.2	(86) (81) (93)	5:03'23.2	27'45.9 42'48.5 1:29'35.3	
94	169	STROBL	Günther	ITA		1:54'05.9 1:14'56.0 1:55'59.0	(108) (77) (104)	1:54'05.9 3:09'01.9 5:05'00.9	(108) (91) (94)	5:05'00.9	34'05.1 48'34.4 1:31'13.0	

POS	NUM PETT	SQUADRA CODICE	COGNOME e NOME	COM	COD. AN	TEMPO FRAZ.	POS FRAZ.	TOTALE STAFF.	POS STAFF.	TEMPO FINALE	DISTACCO	PNT TAB
95	157	STOCCHERO	Francesco	ITA		1:54'13.2 1:20'36.5 1:50'29.2	(109) (112) (90)	1:54'13.2 3:14'49.7 5:05'18.9	(109) (105) (95)	5:05'18.9	34'12.4 54'22.2 1:31'31.0	
96	96	GRASSERO	Paolo	ITA		2:00'48.5 1:17'09.7 1:47'54.2	(129) (87) (82)	2:00'48.5 3:17'58.2 5:05'52.4	(129) (111) (96)	5:05'52.4	40'47.7 57'30.7 1:32'04.5	
97	59	PANGRAZZI	Paolo	ITA		1:50'03.0	(94)	1:50'03.0 5:08'12.2	(94) (97)	5:08'12.2	30'02.2 1:34'24.3	
98	142	LEONARDELLI	Daniele	ITA		1:55'40.6 1:24'19.3 1:48'31.0	(110) (122) (86)	1:55'40.6 3:19'59.9 5:08'30.9	(110) (115) (98)	5:08'30.9	35'39.8 59'32.4 1:34'43.0	
99	97	MOSER	Raimund	ITA		1:53'53.7 1:20'34.4 1:54'11.4	(107) (111) (99)	1:53'53.7 3:14'28.1 5:08'39.5	(107) (103) (99)	5:08'39.5	33'52.9 54'00.6 1:34'51.6	
100	198	SARTAGNA	Marco	ITA		1:51'01.8 1:20'22.3 1:57'45.1	(97) (108) (107)	1:51'01.8 3:11'24.1 5:09'09.2	(97) (99) (100)	5:09'09.2	31'01.0 50'56.6 1:35'21.3	
101	125	EGGER	Norbert	ITA		1:51'52.3 1:17'24.1 2:01'29.8	(98) (89) (115)	1:51'52.3 3:09'16.4 5:10'46.2	(98) (93) (101)	5:10'46.2	31'51.5 48'48.9 1:36'58.3	
102	128	MEZZI	Giuseppe	ITA		1:50'59.2 1:19'13.6 2:00'50.6	(96) (105) (113)	1:50'59.2 3:10'12.8 5:11'03.4	(96) (96) (102)	5:11'03.4	30'58.4 49'45.3 1:37'15.5	
103	152	NICHELATTI	Roberto	ITA		2:03'07.5 1:19'09.0 1:50'37.6	(131) (104) (92)	2:03'07.5 3:22'16.5 5:12'54.1	(131) (119) (103)	5:12'54.1	43'06.7 1:01'49.0 1:39'06.2	
104	122	TSCHOLL	Norbert	ITA		1:52'12.9 1:22'09.7 1:58'57.6	(99) (119) (109)	1:52'12.9 3:14'22.6 5:13'20.2	(99) (102) (104)	5:13'20.2	32'12.1 53'55.1 1:39'32.3	
105	90	TIMPFLER	Sepp	ITA		1:56'06.8 1:21'20.6 1:55'53.9	(115) (115) (103)	1:56'06.8 3:17'27.4 5:13'21.3	(115) (108) (105)	5:13'21.3	36'06.0 56'59.9 1:39'33.4	
106	88	MATTIELLO	Samuele	ITA		2:04'56.6 1:18'07.6 1:50'37.4	(135) (95) (91)	2:04'56.6 3:23'04.2 5:13'41.6	(135) (123) (106)	5:13'41.6	44'55.8 1:02'36.7 1:39'53.7	
107	94	ZANOTELLI	Tommaso	ITA		1:57'29.7 1:24'47.3 1:52'05.6	(119) (125) (95)	1:57'29.7 3:22'17.0 5:14'22.6	(119) (120) (107)	5:14'22.6	37'28.9 1:01'49.5 1:40'34.7	
108	161	TOMASELLI	Danilo	ITA		2:05'04.3 1:21'56.0 1:48'03.6	(136) (116) (83)	2:05'04.3 3:27'00.3 5:15'03.9	(136) (128) (108)	5:15'03.9	45'03.5 1:06'32.8 1:41'16.0	


POS	NUM PETT	SQUADRA CODICE	COGNOME e NOME	COM	COD. AN	TEMPO FRAZ.	POS FRAZ.	TOTALE STAFF.	POS STAFF.	TEMPO FINALE	DISTACCO	PNT TAB
109	134	PRILLER	Paul	ITA		2:13'36.0 1:18'16.2 1:43'29.4	(151) (97) (65)	2:13'36.0 3:31'52.2 5:15'21.6	(151) (135) (109)	5:15'21.6	53'35.2 1:11'24.7 1:41'33.7	
110	176	BUSSELLATO	Graziano	ITA		1:57'25.4 1:20'25.7 1:58'27.8	(118) (109) (108)	1:57'25.4 3:17'51.1 5:16'18.9	(118) (109) (110)	5:16'18.9	37'24.6 57'23.6 1:42'31.0	
111	100	NIGG	Stefan	ITA		2:07'09.5 1:13'41.5 1:55'42.8	(139) (65) (102)	2:07'09.5 3:20'51.0 5:16'33.8	(139) (117) (111)	5:16'33.8	47'08.7 1:00'23.5 1:42'45.9	
112	173	GIOVANNINI	Fulvio	ITA		2:15'14.2 1:11'45.6 1:52'09.0	(157) (49) (96)	2:15'14.2 3:26'59.8 5:19'08.8	(157) (127) (112)	5:19'08.8	55'13.4 1:06'32.3 1:45'20.9	
113	46	GOTTARDI	Andrea	ITA		1:53'28.5 1:16'52.7 2:10'02.3	(106) (85) (128)	1:53'28.5 3:10'21.2 5:20'23.5	(106) (97) (113)	5:20'23.5	33'27.7 49'53.7 1:46'35.6	
114	75	KOLLMANN	Guenter	ITA		1:57'07.5 1:25'03.8 2:05'10.3	(117) (127) (124)	1:57'07.5 3:22'11.3 5:27'21.6	(117) (118) (114)	5:27'21.6	37'06.7 1:01'43.8 1:53'33.7	
115	85	HOLZNER	Roland	ITA		2:02'49.3 1:25'12.6 2:01'01.5	(130) (128) (114)	2:02'49.3 3:28'01.9 5:29'03.4	(130) (129) (115)	5:29'03.4	42'48.5 1:07'34.4 1:55'15.5	
116	144	MALFERTHEINER	Werner	ITA		1:57'41.8 1:28'06.4 2:03'34.2	(120) (133) (118)	1:57'41.8 3:25'48.2 5:29'22.4	(120) (124) (116)	5:29'22.4	37'41.0 1:05'20.7 1:55'34.5	
117	172	VALENTINI	Stefano	ITA		2:05'06.6 1:24'30.1 1:59'57.2	(137) (123) (111)	2:05'06.6 3:29'36.7 5:29'33.9	(137) (132) (117)	5:29'33.9	45'05.8 1:09'09.2 1:55'46.0	
118	63	BAROZZI	Massimo	ITA		1:56'29.8 1:22'05.6 2:14'26.9	(116) (118) (133)	1:56'29.8 3:18'35.4 5:33'02.3	(116) (113) (118)	5:33'02.3	36'29.0 58'07.9 1:59'14.4	
119	98	MOSER	Manfred	ITA		2:03'43.9 1:24'48.7 2:05'12.7	(132) (126) (125)	2:03'43.9 3:28'32.6 5:33'45.3	(132) (130) (119)	5:33'45.3	43'43.1 1:08'05.1 1:59'57.4	
120	102	BIASI	Stephan	ITA		2:00'45.5 1:28'09.8 2:04'50.8	(128) (134) (122)	2:00'45.5 3:28'55.3 5:33'46.1	(128) (131) (120)	5:33'46.1	40'44.7 1:08'27.8 1:59'58.2	
121	52	GAMBERONI	Klaus	ITA		1:58'13.2 1:28'43.2 2:08'44.4	(121) (137) (126)	1:58'13.2 3:26'56.4 5:35'40.8	(121) (126) (121)	5:35'40.8	38'12.4 1:06'28.9 2:01'52.9	
122	101	SEEBACHER	Ulrich	ITA		1:55'49.6 1:24'35.0 2:17'43.9	(113) (124) (135)	1:55'49.6 3:20'24.6 5:38'08.5	(113) (116) (122)	5:38'08.5	35'48.8 59'57.1 2:04'20.6	

POS	NUM PETT	SQUADRA CODICE	COGNOME e NOME	COM	COD. AN	TEMPO FRAZ.	POS FRAZ.	TOTALE STAFF.	POS STAFF.	TEMPO FINALE	DISTACCO	PNT TAB
123	150	PERIN	Tiziano	ITA		2:14'07.8 1:25'16.5 1:59'12.2	(154) (129) (110)	2:14'07.8 3:39'24.3 5:38'36.5	(154) (141) (123)	5:38'36.5	54'07.0 1:18'56.8 2:04'48.6	
124	179	DEGASPERI	Paolo	ITA		2:04'02.9 1:25'34.1 2:09'18.7	(133) (130) (127)	2:04'02.9 3:29'37.0 5:38'55.7	(133) (133) (124)	5:38'55.7	44'02.1 1:09'09.5 2:05'07.8	
125	87	MARKART	Hannes	ITA		1:58'20.9 1:20'29.4 2:20'09.4	(122) (110) (136)	1:58'20.9 3:18'50.3 5:38'59.7	(122) (114) (125)	5:38'59.7	38'20.1 58'22.8 2:05'11.8	
126	115	COLOMBO	Mattia	ITA		1:59'07.5 1:23'56.3 2:16'30.3	(124) (120) (134)	1:59'07.5 3:23'03.8 5:39'34.1	(124) (122) (126)	5:39'34.1	39'06.7 1:02'36.3 2:05'46.2	
127	49	BETTEGA	Federico	ITA		2:10'21.5 1:26'44.6 2:03'34.2	(146) (131) (118)	2:10'21.5 3:37'06.1 5:40'40.3	(146) (137) (127)	5:40'40.3	50'20.7 1:16'38.6 2:06'52.4	
128	120	KAINHOFER	Peter	AUT		2:07'22.7 1:40'41.5 1:54'27.8	(140) (158) (101)	2:07'22.7 3:48'04.2 5:42'32.0	(140) (151) (128)	5:42'32.0	47'21.9 1:27'36.7 2:08'44.1	
129	83	GRUENER	Guenther	ITA		2:18'46.6 1:32'12.0 1:55'59.9	(160) (144) (105)	2:18'46.6 3:50'58.6 5:46'58.5	(160) (153) (129)	5:46'58.5	58'45.8 1:30'31.1 2:13'10.6	
130	174	CAMPANARO	Flavio	ITA		2:10'49.4 1:35'02.9 2:01'33.4	(148) (149) (116)	2:10'49.4 3:45'52.3 5:47'25.7	(148) (147) (130)	5:47'25.7	50'48.6 1:25'24.8 2:13'37.8	
131	162	BIANCHINI	Graziano	ITA		2:13'43.3 1:30'01.3 2:05'01.0	(152) (139) (123)	2:13'43.3 3:43'44.6 5:48'45.6	(152) (143) (131)	5:48'45.6	53'42.5 1:23'17.1 2:14'57.7	
132	167	SULZER	Walter	ITA		2:09'13.5 1:28'12.8 2:12'11.7	(145) (135) (131)	2:09'13.5 3:37'26.3 5:49'38.0	(145) (138) (132)	5:49'38.0	49'12.7 1:16'58.8 2:15'50.1	
133	148	DALLACOSTA	Mauro	ITA		2:07'02.7 1:19'00.6 2:24'14.8	(138) (103) (137)	2:07'02.7 3:26'03.3 5:50'18.1	(138) (125) (133)	5:50'18.1	47'01.9 1:05'35.8 2:16'30.2	
134	147	FAISSTNAUER	Gottfried	ITA		2:08'12.7 1:30'31.3 2:11'47.4	(142) (140) (130)	2:08'12.7 3:38'44.0 5:50'31.4	(142) (140) (134)	5:50'31.4	48'11.9 1:18'16.5 2:16'43.5	
135	47	BENAMATI	Michele	ITA		1:42'38.1 1:28'30.2 2:39'55.8	(55) (136) (142)	1:42'38.1 3:11'08.3 5:51'04.1	(55) (98) (135)	5:51'04.1	22'37.3 50'40.8 2:17'16.2	
136	187	LEONI	Renato	ITA		1:42'39.3 1:27'11.6 2:41'14.9	(56) (132) (143)	1:42'39.3 3:09'50.9 5:51'05.8	(56) (95) (136)	5:51'05.8	22'38.5 49'23.4 2:17'17.9	

POS	NUM PETT	SQUADRA CODICE	COGNOME e NOME	COM	COD. AN	TEMPO FRAZ.	POS FRAZ.	TOTALE STAFF.	POS STAFF.	TEMPO FINALE	DISTACCO	PNT TAB
137	55	MATSCHKE	Stefan	GER		2:25'20.5 1:24'12.1 2:04'11.2	(166) (121) (121)	2:25'20.5 3:49'32.6 5:53'43.8	(166) (152) (137)	5:53'43.8	1:05'19.7 1:29'05.1 2:19'55.9	
138	153	SASSANO	Joseph	ITA		2:21'56.8 1:29'33.4 2:03'35.8	(163) (138) (120)	2:21'56.8 3:51'30.2 5:55'06.0	(163) (155) (138)	5:55'06.0	1:01'56.0 1:31'02.7 2:21'18.1	
139	139	FRANCESCHI	Giuseppe	ITA		2:10'31.7 1:32'08.5 2:13'20.6	(147) (143) (132)	2:10'31.7 3:42'40.2 5:56'00.8	(147) (142) (139)	5:56'00.8	50'30.9 1:22'12.7 2:22'12.9	
140	164	LORENZI	Sergio	ITA		1:55'41.9 1:35'18.3 2:28'11.0	(111) (150) (141)	1:55'41.9 3:31'00.2 5:59'11.2	(111) (134) (140)	5:59'11.2	35'41.1 1:10'32.7 2:25'23.3	
141	132	FANTINI	Enrico	ITA		2:14'24.9 1:36'37.4 2:11'36.3	(155) (154) (129)	2:14'24.9 3:51'02.3 6:02'38.6	(155) (154) (141)	6:02'38.6	54'24.1 1:30'34.8 2:28'50.7	
142	95	HOLZNER	Michael	ITA		2:04'10.8 1:34'31.0 2:24'49.8	(134) (147) (138)	2:04'10.8 3:38'41.8 6:03'31.6	(134) (139) (142)	6:03'31.6	44'10.0 1:18'14.3 2:29'43.7	
143	165	CESCATO	Denis	ITA		2:15'27.7 1:30'31.9 2:27'14.8	(159) (141) (139)	2:15'27.7 3:45'59.6 6:13'14.4	(159) (149) (143)	6:13'14.4	55'26.9 1:25'32.1 2:39'26.5	
144	77	RINALDO	Alfio	ITA		2:11'22.6 1:34'35.3 2:27'17.6	(149) (148) (140)	2:11'22.6 3:45'57.9 6:13'15.5	(149) (148) (144)	6:13'15.5	51'21.8 1:25'30.4 2:39'27.6	
145	186	TAVERNINI	Andrea	ITA		1:53'04.7 1:40'37.2 2:55'26.4	(103) (157) (145)	1:53'04.7 3:33'41.9 6:29'08.3	(103) (136) (145)	6:29'08.3	33'03.9 1:13'14.4 2:55'20.4	
146	91	WOERNER	Gregor	GER		2:08'26.1 1:35'25.6 2:47'17.3	(143) (151) (144)	2:08'26.1 3:43'51.7 6:31'09.0	(143) (144) (146)	6:31'09.0	48'25.3 1:23'24.2 2:57'21.1	
		ISCRITTI		171							
		NON PARTITI	...		1							
156		DORFMANN	Manfred	ITA								
		NON ARRIVATI	..		24							
15		OBENDORFER	Richard	AUT		1:27'31.9	(14)	1:27'31.9	(14)		7'31.1	
39		MILESI	Bruno	ITA		1:38'32.7 1:14'00.6	(38) (70)	1:38'32.7 2:52'33.3	(38) (51)		18'31.9 32'05.8	

POS	NUM PETT	SQUADRA CODICE	COGNOME e NOME	COM	COD. AN	TEMPO FRAZ.	POS FRAZ.	TOTALE STAFF.	POS STAFF.	TEMPO FINALE	DISTACCO	PNT TAB
40	LINDNER	Stephan	GER			2:27'52.1 1:47'06.6	(168) (161)	2:27'52.1 4:14'58.7	(168) (163)		1:07'51.3 1:54'31.2	
50	HUEBNER	Hansjoerg	GER			1:59'36.9 1:18'17.7	(125) (98)	1:59'36.9 3:17'54.6	(125) (110)		39'36.1 57'27.1	
53	KORBER	Jürgen	GER			2:29'00.9 1:51'34.4	(169) (165)	2:29'00.9 4:20'35.3	(169) (165)		1:09'00.1 2:00'07.8	
64	CAINELLI	Claudio	ITA			2:07'33.6 1:37'53.6	(141) (155)	2:07'33.6 3:45'27.2	(141) (146)		47'32.8 1:24'59.7	
71	HEININGER	Bernhard	ITA			2:29'13.2 1:47'24.4	(170) (162)	2:29'13.2 4:16'37.6	(170) (164)		1:09'12.4 1:56'10.1	
72	ROSSARO	Massimo	ITA			2:23'18.3 1:47'46.0	(165) (163)	2:23'18.3 4:11'04.3	(165) (161)		1:03'17.5 1:50'36.8	
81	ORSI	Cristian	ITA			2:20'26.3 1:36'33.9	(162) (152)	2:20'26.3 3:57'00.2	(162) (158)		1:00'25.5 1:36'32.7	
84	AINHAUSER	Walter	ITA			1:40'35.9	(45)	1:40'35.9	(45)		20'35.1	
89	ZOEGGELER	Werner	ITA			2:15'13.0 1:38'45.3	(156) (156)	2:15'13.0 3:53'58.3	(156) (156)		55'12.2 1:33'30.8	
92	FOLIE	Stefan	ITA			1:44'50.3 1:31'18.0	(65) (142)	1:44'50.3 3:16'08.3	(65) (107)		24'49.5 55'40.8	
106	SCHMIDT	Tilo	GER			2:15'21.4 1:44'04.9	(158) (160)	2:15'21.4 3:59'26.3	(158) (159)		55'20.6 1:38'58.8	
118	CALZOLARI	Nicola	ITA			2:11'49.0	(150)	2:11'49.0	(150)		51'48.2	
121	TOSOLINI	Ermanno	ITA			1:41'06.1 1:11'12.1	(50) (41)	1:41'06.1 2:52'18.2	(50) (48)		21'05.3 31'50.7	
136	BARBARESCO	Luca	ITA			2:08'33.6 1:36'34.6	(144) (153)	2:08'33.6 3:45'08.2	(144) (145)		48'32.8 1:24'40.7	

POS	NUM PETT	SQUADRA CODICE	COGNOME e NOME	COM	COD. AN	TEMPO FRAZ.	POS FRAZ.	TOTALE STAFF.	POS STAFF.	TEMPO FINALE	DISTACCO	PNT TAB
146	GENETTI	Silvano		ITA		1:46'45.3 1:17'00.0	(82) (86)	1:46'45.3 3:03'45.3	(82) (85)		26'44.5 43'17.8	
154	ZISCHG	Hubert		ITA		2:20'11.0 1:34'19.7	(161) (146)	2:20'11.0 3:54'30.7	(161) (157)		1:00'10.2 1:34'03.2	
155	LAUDIERI	Ivo Paul		ITA		2:13'44.4 1:33'29.9	(153) (145)	2:13'44.4 3:47'14.3	(153) (150)		53'43.6 1:26'46.8	
163	CALLIGARIS	Massimo		ITA		2:00'14.8 1:22'03.0	(127) (117)	2:00'14.8 3:22'17.8	(127) (121)		40'14.0 1:01'50.3	
178	FACCHINI	Janis		ITA		1:46'34.2 1:14'28.1	(79) (75)	1:46'34.2 3:01'02.3	(79) (73)		26'33.4 40'34.8	
181	ASCHERI	Marco		ITA		2:22'33.3 1:48'31.6	(164) (164)	2:22'33.3 4:11'04.9	(164) (162)		1:02'32.5 1:50'37.4	
182	MARCHESI	Claudio		ITA		2:26'04.7 1:43'05.5	(167) (159)	2:26'04.7 4:09'10.2	(167) (160)		1:06'03.9 1:48'42.7	
197	STEINER	Herbert		ITA		1:45'27.3	(75)	1:45'27.3	(75)		25'26.5	
		SQUALIFICATI	..		0							



5.OETZI MARATHON 19-20/04/2008

CLASSIFICA UFFICIALE



POS	NUM PETT	SQUADRA CODICE	COGNOME e NOME	COM	COD. AN	TEMPO FRAZ.	POS FRAZ.	TOTALE STAFF.	POS STAFF.	TEMPO FINALE	DISTACCO	PNT TAB
MASCHILE / MAENNlich UNDER 40												
1	1	KOGLER	Stefan	AUT		1:21'11.6 1:00'09.4 1:12'26.9	(3) (9) (2)	1:21'11.6 2:21'21.0 3:33'47.9	(3) (4) (1)	3:33'47.9	45.4 53.5 0.0	
2	6	LAINER	Hans	AUT		1:21'09.6 1:00'03.6 1:14'56.0	(2) (8) (4)	1:21'09.6 2:21'13.2 3:36'09.2	(2) (3) (2)	3:36'09.2	43.4 45.7 2'21.3	
3	4	WIELTSCHNIG	Silvio	AUT		1:20'26.2 1:00'01.3 1:16'29.8	(1) (7) (5)	1:20'26.2 2:20'27.5 3:36'57.3	(1) (1) (3)	3:36'57.3	0.0 0.0 3'09.4	
4	13	LEX	Konrad	GER		1:27'43.7 58'43.5 1:11'21.3	(10) (3) (1)	1:27'43.7 2:26'27.2 3:37'48.5	(10) (9) (4)	3:37'48.5	7'17.5 5'59.7 4'00.6	
5	9	OSELE	Roland	ITA		1:23'57.8 57'41.7 1:20'14.6	(7) (2) (8)	1:23'57.8 2:21'39.5 3:41'54.1	(7) (5) (5)	3:41'54.1	3'31.6 1'12.0 8'06.2	
6	199	MEZZANOTTE	Mirco	ITA		1:24'26.9 1:00'01.1 1:19'38.1	(8) (6) (7)	1:24'26.9 2:24'28.0 3:44'06.1	(8) (8) (6)	3:44'06.1	4'00.7 4'00.5 10'18.2	
7	7	WIDAUER	Stefan	AUT		1:23'29.0 59'16.4 1:23'04.5	(4) (5) (9)	1:23'29.0 2:22'45.4 3:45'49.9	(4) (6) (7)	3:45'49.9	3'02.8 2'17.9 12'02.0	
8	17	THALER	Benjamin	ITA		1:27'15.4 1:03'53.8 1:14'55.5	(9) (16) (3)	1:27'15.4 2:31'09.2 3:46'04.7	(9) (10) (8)	3:46'04.7	6'49.2 10'41.7 12'16.8	
9	10	BAUER	Sigi	AUT		1:23'55.4 59'05.6 1:29'26.5	(6) (4) (14)	1:23'55.4 2:23'01.0 3:52'27.5	(6) (7) (9)	3:52'27.5	3'29.2 2'33.5 18'39.6	
10	16	DECLARA	Matthias	ITA		1:31'06.5 1:03'51.8 1:18'53.2	(14) (15) (6)	1:31'06.5 2:34'58.3 3:53'51.5	(14) (13) (10)	3:53'51.5	10'40.3 14'30.8 20'03.6	



POS	NUM PETT	SQUADRA CODICE	COGNOME e NOME	COM	COD. AN	TEMPO FRAZ.	POS FRAZ.	TOTALE STAFF.	POS STAFF.	TEMPO FINALE	DISTACCO	PNT TAB
11	12	SCANU	Mario	ITA		1:29'57.1 1:02'20.3 1:29'00.3	(11) (13) (12)	1:29'57.1 2:32'17.4 4:01'17.7	(11) (11) (11)	4:01'17.7	9'30.9 11'49.9 27'29.8	
12	20	WEISSENHORN	Oswald	ITA		1:23'54.4 56'54.5 1:42'30.0	(5) (1) (41)	1:23'54.4 2:20'48.9 4:03'18.9	(5) (2) (12)	4:03'18.9	3'28.2 21.4 29'31.0	
13	36	THALER	Sigmund	ITA		1:34'28.2 1:05'42.4 1:28'09.4	(17) (18) (10)	1:34'28.2 2:40'10.6 4:08'20.0	(17) (14) (13)	4:08'20.0	14'02.0 19'43.1 34'32.1	
14	126	VIANA	Peter	ITA		1:31'29.2 1:01'50.1 1:36'59.7	(15) (11) (28)	1:31'29.2 2:33'19.3 4:10'19.0	(15) (12) (14)	4:10'19.0	11'03.0 12'51.8 36'31.1	
15	37	PICCOLI	Alessandro	ITA		1:40'33.3 1:00'18.9 1:29'58.6	(32) (10) (17)	1:40'33.3 2:40'52.2 4:10'50.8	(32) (15) (15)	4:10'50.8	20'07.1 20'24.7 37'02.9	
16	38	DAPIT	Fulvio	ITA		1:38'48.1 1:02'19.4 1:29'44.0	(28) (12) (16)	1:38'48.1 2:41'07.5 4:10'51.5	(28) (16) (16)	4:10'51.5	18'21.9 20'40.0 37'03.6	
17	133	FENAROLI	Diego	ITA		1:30'17.9 1:11'58.9 1:28'41.5	(12) (37) (11)	1:30'17.9 2:42'16.8 4:10'58.3	(12) (17) (17)	4:10'58.3	9'51.7 21'49.3 37'10.4	
18	80	MOSER	Christian	ITA		1:39'44.4 1:04'06.8 1:31'41.8	(29) (17) (22)	1:39'44.4 2:43'51.2 4:15'33.0	(29) (19) (18)	4:15'33.0	19'18.2 23'23.7 41'45.1	
19	45	THALER	Winfrid	ITA		1:35'48.3 1:12'14.0 1:29'30.5	(22) (38) (15)	1:35'48.3 2:48'02.3 4:17'32.8	(22) (25) (19)	4:17'32.8	15'22.1 27'34.8 43'44.9	
20	107	WELLENZOHN	Klaus	ITA		1:40'22.5 1:07'18.7 1:30'32.6	(30) (21) (18)	1:40'22.5 2:47'41.2 4:18'13.8	(30) (24) (20)	4:18'13.8	19'56.3 27'13.7 44'25.9	
21	194	UNTERHUBER	Gerhard	ITA		1:36'43.1 1:11'26.0 1:30'55.6	(25) (35) (20)	1:36'43.1 2:48'09.1 4:19'04.7	(25) (26) (21)	4:19'04.7	16'16.9 27'41.6 45'16.8	
22	44	MITTERHOFER	Stefan	ITA		1:34'39.6 1:09'18.7 1:35'19.7	(19) (26) (26)	1:34'39.6 2:43'58.3 4:19'18.0	(19) (20) (22)	4:19'18.0	14'13.4 23'30.8 45'30.1	
23	188	SPARBER	Robert	ITA		1:35'49.8 1:11'24.1 1:33'13.0	(23) (34) (23)	1:35'49.8 2:47'13.9 4:20'26.9	(23) (23) (23)	4:20'26.9	15'23.6 26'46.4 46'39.0	
24	129	LERCHER	Karl	ITA		1:44'26.8 1:06'17.4 1:31'09.3	(43) (19) (21)	1:44'26.8 2:50'44.2 4:21'53.5	(43) (28) (24)	4:21'53.5	24'00.6 30'16.7 48'05.6	

POS	NUM PETT	SQUADRA CODICE	COGNOME e NOME	COM	COD. AN	TEMPO FRAZ.	POS FRAZ.	TOTALE STAFF.	POS STAFF.	TEMPO FINALE	DISTACCO	PNT TAB
25	86	NIEDERKOFLER	Stefan	ITA		1:40'44.4 1:11'23.7 1:30'53.9	(35) (33) (19)	1:40'44.4 2:52'08.1 4:23'02.0	(35) (35) (25)	4:23'02.0	20'18.2 31'40.6 49'14.1	
26	131	DI FRANCESCO	Luca	ITA		1:44'34.4 1:06'24.5 1:33'22.1	(44) (20) (24)	1:44'34.4 2:50'58.9 4:24'21.0	(44) (30) (26)	4:24'21.0	24'08.2 30'31.4 50'33.1	
27	135	EDER	Robert	AUT		1:30'32.9 1:12'28.0 1:41'50.1	(13) (41) (38)	1:30'32.9 2:43'00.9 4:24'51.0	(13) (18) (27)	4:24'51.0	10'06.7 22'33.4 51'03.1	
28	78	RABENSTEINER	Alexander	ITA		1:38'03.9 1:08'04.1 1:40'14.8	(27) (22) (35)	1:38'03.9 2:46'08.0 4:26'22.8	(27) (22) (28)	4:26'22.8	17'37.7 25'40.5 52'34.9	
29	149	PERIN	Pietro	ITA		1:41'54.2 1:08'45.5 1:37'07.0	(37) (24) (29)	1:41'54.2 2:50'39.7 4:27'46.7	(37) (27) (29)	4:27'46.7	21'28.0 30'12.2 53'58.8	
30	60	MURR	Florian	ITA		1:48'04.0 1:11'22.8 1:29'24.1	(58) (32) (13)	1:48'04.0 2:59'26.8 4:28'50.9	(58) (47) (30)	4:28'50.9	27'37.8 38'59.3 55'03.0	
31	11	KURZ	Michael	AUT		1:40'38.0 1:12'21.7 1:35'52.3	(34) (40) (27)	1:40'38.0 2:52'59.7 4:28'52.0	(34) (39) (31)	4:28'52.0	20'11.8 32'32.2 55'04.1	
32	56	STUEFER	Erwin	ITA		1:34'44.3 1:17'46.1 1:37'55.9	(21) (63) (31)	1:34'44.3 2:52'30.4 4:30'26.3	(21) (37) (32)	4:30'26.3	14'18.1 32'02.9 56'38.4	
33	145	MEISTER	Wolfgang	AUT		1:37'27.6 1:14'08.3 1:41'22.2	(26) (47) (37)	1:37'27.6 2:51'35.9 4:32'58.1	(26) (34) (33)	4:32'58.1	17'01.4 31'08.4 59'10.2	
34	43	ILLMER	Lorenz	ITA		1:34'36.0 1:10'48.2 1:49'11.5	(18) (28) (57)	1:34'36.0 2:45'24.2 4:34'35.7	(18) (21) (34)	4:34'35.7	14'09.8 24'56.7 1:00'47.8	
35	183	SANNA	Luca	ITA		1:44'14.4 1:08'17.6 1:42'26.6	(42) (23) (40)	1:44'14.4 2:52'32.0 4:34'58.6	(42) (38) (35)	4:34'58.6	23'48.2 32'04.5 1:01'10.7	
36	127	WENDT	Manuel	ITA		1:45'10.7 1:09'16.5 1:40'40.3	(47) (25) (36)	1:45'10.7 2:54'27.2 4:35'07.5	(47) (41) (36)	4:35'07.5	24'44.5 33'59.7 1:01'19.6	
37	79	CLEMENTI	Georg	ITA		1:40'31.5 1:11'01.9 1:43'35.1	(31) (29) (44)	1:40'31.5 2:51'33.4 4:35'08.5	(31) (33) (37)	4:35'08.5	20'05.3 31'05.9 1:01'20.6	
38	130	HOFER	Christoph	ITA		1:45'07.6 1:12'31.9 1:38'14.0	(46) (42) (32)	1:45'07.6 2:57'39.5 4:35'53.5	(46) (44) (38)	4:35'53.5	24'41.4 37'12.0 1:02'05.6	


POS	NUM PETT	SQUADRA CODICE	COGNOME e NOME	COM	COD. AN	TEMPO FRAZ.	POS FRAZ.	TOTALE STAFF.	POS STAFF.	TEMPO FINALE	DISTACCO	PNT TAB
39	123	LEITNER	Paul	ITA		1:43'43.0 1:13'54.6 1:38'49.7	(41) (45) (33)	1:43'43.0 2:57'37.6 4:36'27.3	(41) (43) (39)	4:36'27.3	23'16.8 37'10.1 1:02'39.4	
40	189	SCHENK	Andreas	ITA		1:35'58.8 1:15'33.2 1:44'58.1	(24) (55) (46)	1:35'58.8 2:51'32.0 4:36'30.1	(24) (32) (40)	4:36'30.1	15'32.6 31'04.5 1:02'42.2	
41	196	CESCONI	Lorenzo	ITA		1:52'15.1 1:10'41.7 1:33'33.9	(66) (27) (25)	1:52'15.1 3:02'56.8 4:36'30.7	(66) (53) (41)	4:36'30.7	31'48.9 42'29.3 1:02'42.8	
42	51	DIPPACHER	Matthias	GER		1:47'43.5 1:03'08.9 1:46'57.3	(56) (14) (50)	1:47'43.5 2:50'52.4 4:37'49.7	(56) (29) (42)	4:37'49.7	27'17.3 30'24.9 1:04'01.8	
43	177	FACCHINI	David	ITA		1:46'06.7 1:14'26.6 1:37'18.8	(50) (49) (30)	1:46'06.7 3:00'33.3 4:37'52.1	(50) (48) (43)	4:37'52.1	25'40.5 40'05.8 1:04'04.2	
44	70	VALTINGOIER	Christian	ITA		1:41'58.7 1:12'17.7 1:48'18.5	(38) (39) (53)	1:41'58.7 2:54'16.4 4:42'34.9	(38) (40) (44)	4:42'34.9	21'32.5 33'48.9 1:08'47.0	
45	99	GERSTGRASSER	Wilmar	ITA		1:34'42.1 1:16'24.5 1:51'39.7	(20) (57) (61)	1:34'42.1 2:51'06.6 4:42'46.3	(20) (31) (45)	4:42'46.3	14'15.9 30'39.1 1:08'58.4	
46	48	PITZER	Thomas	AUT		1:46'57.2 1:14'22.0 1:42'33.1	(55) (48) (42)	1:46'57.2 3:01'19.2 4:43'52.3	(55) (50) (46)	4:43'52.3	26'31.0 40'51.7 1:10'04.4	
47	108	BOLIS	Matteo	ITA		1:49'19.3 1:12'49.7 1:41'53.4	(60) (43) (39)	1:49'19.3 3:02'09.0 4:44'02.4	(60) (52) (47)	4:44'02.4	28'53.1 41'41.5 1:10'14.5	
48	61	BAUMSCHLAGER	Alex	AUT		1:34'25.8 1:20'59.5 1:49'56.0	(16) (70) (58)	1:34'25.8 2:55'25.3 4:45'21.3	(16) (42) (48)	4:45'21.3	13'59.6 34'57.8 1:11'33.4	
49	166	WEISSTEINER	Stefan	ITA		1:45'03.2 1:13'57.8 1:46'45.1	(45) (46) (49)	1:45'03.2 2:59'01.0 4:45'46.1	(45) (46) (49)	4:45'46.1	24'37.0 38'33.5 1:11'58.2	
50	193	FRISCHMANN	Dietmar	AUT		1:49'06.4 1:17'27.5 1:39'42.5	(59) (62) (34)	1:49'06.4 3:06'33.9 4:46'16.4	(59) (58) (50)	4:46'16.4	28'40.2 46'06.4 1:12'28.5	
51	137	VISINTAINER	Valter	ITA		1:50'16.5 1:11'16.1 1:48'57.1	(63) (31) (56)	1:50'16.5 3:01'32.6 4:50'29.7	(63) (51) (51)	4:50'29.7	29'50.3 41'05.1 1:16'41.8	
52	159	MASTROTTO	Michele	ITA		1:52'53.9 1:15'18.3 1:43'03.0	(67) (53) (43)	1:52'53.9 3:08'12.2 4:51'15.2	(67) (60) (52)	4:51'15.2	32'27.7 47'44.7 1:17'27.3	

POS	NUM PETT	SQUADRA CODICE	COGNOME e NOME	COM	COD. AN	TEMPO FRAZ.	POS FRAZ.	TOTALE STAFF.	POS STAFF.	TEMPO FINALE	DISTACCO	PNT TAB
53	119	BOZZOLAN	Serge	ITA		1:49'22.4 1:18'02.3 1:44'21.4	(61) (64) (45)	1:49'22.4 3:07'24.7 4:51'46.1	(61) (59) (53)	4:51'46.1	28'56.2 46'57.2 1:17'58.2	
54	171	MERLER	Tiziano	ITA		1:45'12.1 1:18'42.0 1:48'27.9	(48) (66) (54)	1:45'12.1 3:03'54.1 4:52'22.0	(48) (57) (54)	4:52'22.0	24'45.9 43'26.6 1:18'34.1	
55	113	HEIDENBERGER	Alexander	ITA		1:46'38.7 1:16'22.7 1:53'29.6	(53) (56) (63)	1:46'38.7 3:03'01.4 4:56'31.0	(53) (54) (55)	4:56'31.0	26'12.5 42'33.9 1:22'43.1	
56	62	HOUSKA	David	ITA		2:00'11.8 1:14'28.8 1:45'00.9	(76) (51) (47)	2:00'11.8 3:14'40.6 4:59'41.5	(76) (68) (56)	4:59'41.5	39'45.6 54'13.1 1:25'53.6	
57	104	FUCCI	Stefano	ITA		1:46'18.0 1:11'30.5 2:02'02.9	(51) (36) (72)	1:46'18.0 2:57'48.5 4:59'51.4	(51) (45) (57)	4:59'51.4	25'51.8 37'21.0 1:26'03.5	
58	54	KRUSELBURGER	Alexander	ITA		1:55'56.0 1:13'29.9 1:52'11.0	(74) (44) (62)	1:55'56.0 3:09'25.9 5:01'36.9	(74) (63) (58)	5:01'36.9	35'29.8 48'58.4 1:27'49.0	
59	111	ORLANDO	Luca	ITA		1:55'48.2 1:19'14.4 1:46'36.6	(72) (68) (48)	1:55'48.2 3:15'02.6 5:01'39.2	(72) (70) (59)	5:01'39.2	35'22.0 54'35.1 1:27'51.3	
60	105	DEMETZ	Georg	ITA		1:47'46.7 1:15'29.3 2:00'07.2	(57) (54) (68)	1:47'46.7 3:03'16.0 5:03'23.2	(57) (55) (60)	5:03'23.2	27'20.5 42'48.5 1:29'35.3	
61	169	STROBL	Günther	ITA		1:54'05.9 1:14'56.0 1:55'59.0	(69) (52) (65)	1:54'05.9 3:09'01.9 5:05'00.9	(69) (61) (61)	5:05'00.9	33'39.7 48'34.4 1:31'13.0	
62	157	STOCCHERO	Francesco	ITA		1:54'13.2 1:20'36.5 1:50'29.2	(70) (69) (59)	1:54'13.2 3:14'49.7 5:05'18.9	(70) (69) (62)	5:05'18.9	33'47.0 54'22.2 1:31'31.0	
63	96	GRASSERO	Paolo	ITA		2:00'48.5 1:17'09.7 1:47'54.2	(79) (60) (51)	2:00'48.5 3:17'58.2 5:05'52.4	(79) (71) (63)	5:05'52.4	40'22.3 57'30.7 1:32'04.5	
64	59	PANGRAZZI	Paolo	ITA		1:50'03.0	(62)	1:50'03.0	(62)	5:08'12.2	29'36.8	
								5:08'12.2	(64)		1:34'24.3	
65	142	LEONARDELLI	Daniele	ITA		1:55'40.6 1:24'19.3 1:48'31.0	(71) (74) (55)	1:55'40.6 3:19'59.9 5:08'30.9	(71) (72) (65)	5:08'30.9	35'14.4 59'32.4 1:34'43.0	
66	125	EGGER	Norbert	ITA		1:51'52.3 1:17'24.1 2:01'29.8	(65) (61) (71)	1:51'52.3 3:09'16.4 5:10'46.2	(65) (62) (66)	5:10'46.2	31'26.1 48'48.9 1:36'58.3	

POS	NUM PETT	SQUADRA CODICE	COGNOME e NOME	COM	COD. AN	TEMPO FRAZ.	POS FRAZ.	TOTALE STAFF.	POS STAFF.	TEMPO FINALE	DISTACCO	PNT TAB
67	128	MEZZI	Giuseppe	ITA		1:50'59.2 1:19'13.6 2:00'50.6	(64) (67) (69)	1:50'59.2 3:10'12.8 5:11'03.4	(64) (65) (67)	5:11'03.4	30'33.0 49'45.3 1:37'15.5	
68	88	MATTIELLO	Samuele	ITA		2:04'56.6 1:18'07.6 1:50'37.4	(83) (65) (60)	2:04'56.6 3:23'04.2 5:13'41.6	(83) (76) (68)	5:13'41.6	44'30.4 1:02'36.7 1:39'53.7	
69	161	TOMASELLI	Danilo	ITA		2:05'04.3 1:21'56.0 1:48'03.6	(84) (71) (52)	2:05'04.3 3:27'00.3 5:15'03.9	(84) (77) (69)	5:15'03.9	44'38.1 1:06'32.8 1:41'16.0	
70	46	GOTTARDI	Andrea	ITA		1:53'28.5 1:16'52.7 2:10'02.3	(68) (58) (78)	1:53'28.5 3:10'21.2 5:20'23.5	(68) (66) (70)	5:20'23.5	33'02.3 49'53.7 1:46'35.6	
71	85	HOLZNER	Roland	ITA		2:02'49.3 1:25'12.6 2:01'01.5	(80) (77) (70)	2:02'49.3 3:28'01.9 5:29'03.4	(80) (78) (71)	5:29'03.4	42'23.1 1:07'34.4 1:55'15.5	
72	172	VALENTINI	Stefano	ITA		2:05'06.6 1:24'30.1 1:59'57.2	(85) (75) (67)	2:05'06.6 3:29'36.7 5:29'33.9	(85) (80) (72)	5:29'33.9	44'40.4 1:09'09.2 1:55'46.0	
73	102	BIASI	Stephan	ITA		2:00'45.5 1:28'09.8 2:04'50.8	(78) (82) (75)	2:00'45.5 3:28'55.3 5:33'46.1	(78) (79) (73)	5:33'46.1	40'19.3 1:08'27.8 1:59'58.2	
74	101	SEEBACHER	Ulrich	ITA		1:55'49.6 1:24'35.0 2:17'43.9	(73) (76) (80)	1:55'49.6 3:20'24.6 5:38'08.5	(73) (73) (74)	5:38'08.5	35'23.4 59'57.1 2:04'20.6	
75	150	PERIN	Tiziano	ITA		2:14'07.8 1:25'16.5 1:59'12.2	(91) (78) (66)	2:14'07.8 3:39'24.3 5:38'36.5	(91) (84) (75)	5:38'36.5	53'41.6 1:18'56.8 2:04'48.6	
76	179	DEGASPERI	Paolo	ITA		2:04'02.9 1:25'34.1 2:09'18.7	(81) (79) (77)	2:04'02.9 3:29'37.0 5:38'55.7	(81) (81) (76)	5:38'55.7	43'36.7 1:09'09.5 2:05'07.8	
77	115	COLOMBO	Mattia	ITA		1:59'07.5 1:23'56.3 2:16'30.3	(75) (73) (79)	1:59'07.5 3:23'03.8 5:39'34.1	(75) (75) (77)	5:39'34.1	38'41.3 1:02'36.3 2:05'46.2	
78	49	BETTEGA	Federico	ITA		2:10'21.5 1:26'44.6 2:03'34.2	(87) (80) (73)	2:10'21.5 3:37'06.1 5:40'40.3	(87) (82) (78)	5:40'40.3	49'55.3 1:16'38.6 2:06'52.4	
79	120	KAINHOFER	Peter	AUT		2:07'22.7 1:40'41.5 1:54'27.8	(86) (91) (64)	2:07'22.7 3:48'04.2 5:42'32.0	(86) (88) (79)	5:42'32.0	46'56.5 1:27'36.7 2:08'44.1	
80	162	BIANCHINI	Graziano	ITA		2:13'43.3 1:30'01.3 2:05'01.0	(89) (85) (76)	2:13'43.3 3:43'44.6 5:48'45.6	(89) (85) (80)	5:48'45.6	53'17.1 1:23'17.1 2:14'57.7	

POS	NUM PETT	SQUADRA CODICE	COGNOME e NOME	COM	COD. AN	TEMPO FRAZ.	POS FRAZ.	TOTALE STAFF.	POS STAFF.	TEMPO FINALE	DISTACCO	PNT TAB
81	47	BENAMATI	Michele	ITA		1:42'38.1 1:28'30.2 2:39'55.8	(39) (83) (83)	1:42'38.1 3:11'08.3 5:51'04.1	(39) (67) (81)	5:51'04.1	22'11.9 50'40.8 2:17'16.2	
82	187	LEONI	Renato	ITA		1:42'39.3 1:27'11.6 2:41'14.9	(40) (81) (84)	1:42'39.3 3:09'50.9 5:51'05.8	(40) (64) (82)	5:51'05.8	22'13.1 49'23.4 2:17'17.9	
83	153	SASSANO	Joseph	ITA		2:21'56.8 1:29'33.4 2:03'35.8	(95) (84) (74)	2:21'56.8 3:51'30.2 5:55'06.0	(95) (89) (83)	5:55'06.0	1:01'30.6 1:31'02.7 2:21'18.1	
84	95	HOLZNER	Michael	ITA		2:04'10.8 1:34'31.0 2:24'49.8	(82) (88) (81)	2:04'10.8 3:38'41.8 6:03'31.6	(82) (83) (84)	6:03'31.6	43'44.6 1:18'14.3 2:29'43.7	
85	165	CESCATO	Denis	ITA		2:15'27.7 1:30'31.9 2:27'14.8	(93) (86) (82)	2:15'27.7 3:45'59.6 6:13'14.4	(93) (86) (85)	6:13'14.4	55'01.5 1:25'32.1 2:39'26.5	
		ISCRITTI		99							
		NON PARTITI	...		1							
156		DORFMANN	Manfred	ITA								
		NON ARRIVATI	..		13							
53		KORBER	Jürgen	GER		2:29'00.9 1:51'34.4	(98) (94)	2:29'00.9 4:20'35.3	(98) (94)		1:08'34.7 2:00'07.8	
72		ROSSARO	Massimo	ITA		2:23'18.3 1:47'46.0	(97) (92)	2:23'18.3 4:11'04.3	(97) (92)		1:02'52.1 1:50'36.8	
81		ORSI	Cristian	ITA		2:20'26.3 1:36'33.9	(94) (89)	2:20'26.3 3:57'00.2	(94) (91)		1:00'00.1 1:36'32.7	
84		AINHAUSER	Walter	ITA		1:40'35.9	(33)	1:40'35.9	(33)		20'09.7	
89		ZOEGGELER	Werner	ITA		2:15'13.0 1:38'45.3	(92) (90)	2:15'13.0 3:53'58.3	(92) (90)		54'46.8 1:33'30.8	
118		CALZOLARI	Nicola	ITA		2:11'49.0	(88)	2:11'49.0	(88)		51'22.8	
121		TOSOLINI	Ermanno	ITA		1:41'06.1 1:11'12.1	(36) (30)	1:41'06.1 2:52'18.2	(36) (36)		20'39.9 31'50.7	

POS	NUM PETT	SQUADRA CODICE	COGNOME e NOME	COM	COD. AN	TEMPO FRAZ.	POS FRAZ.	TOTALE STAFF.	POS STAFF.	TEMPO FINALE	DISTACCO	PNT TAB
146	GENETTI	Silvano		ITA		1:46'45.3 1:17'00.0	(54) (59)	1:46'45.3 3:03'45.3	(54) (56)		26'19.1 43'17.8	
155	LAUDIERI	Ivo Paul		ITA		2:13'44.4 1:33'29.9	(90) (87)	2:13'44.4 3:47'14.3	(90) (87)		53'18.2 1:26'46.8	
163	CALLIGARIS	Massimo		ITA		2:00'14.8 1:22'03.0	(77) (72)	2:00'14.8 3:22'17.8	(77) (74)		39'48.6 1:01'50.3	
178	FACCHINI	Janis		ITA		1:46'34.2 1:14'28.1	(52) (50)	1:46'34.2 3:01'02.3	(52) (49)		26'08.0 40'34.8	
181	ASCHERI	Marco		ITA		2:22'33.3 1:48'31.6	(96) (93)	2:22'33.3 4:11'04.9	(96) (93)		1:02'07.1 1:50'37.4	
197	STEINER	Herbert		ITA		1:45'27.3	(49)	1:45'27.3	(49)		25'01.1	
SQUALIFICATI ..				0								



5.OETZI MARATHON 19-20/04/2008

CLASSIFICA UFFICIALE



POS	NUM PETT	SQUADRA CODICE	COGNOME e NOME	COM	COD. AN	TEMPO FRAZ.	POS FRAZ.	TOTALE STAFF.	POS STAFF.	TEMPO FINALE	DISTACCO	PNT TAB
MASCHILE / MAENNLICH OVER 40												
1	5	HOCHENWARTER	Siegfried	AUT		1:20'00.8 1:03'59.8 1:17'24.0	(1) (4) (1)	1:20'00.8 2:24'00.6 3:41'24.6	(1) (2) (1)	3:41'24.6	0.0 1'07.4 0.0	
2	103	KOFLER	Andreas	ITA		1:23'56.4 1:01'11.8 1:18'18.1	(2) (3) (2)	1:23'56.4 2:25'08.2 3:43'26.3	(2) (3) (2)	3:43'26.3	3'55.6 2'15.0 2'01.7	
3	2	STEINER	Anton	ITA		1:24'11.1 58'42.1 1:26'57.3	(3) (1) (5)	1:24'11.1 2:22'53.2 3:49'50.5	(3) (1) (3)	3:49'50.5	4'10.3 0.0 8'25.9	
4	8	HEISS	Karl	ITA		1:25'56.0 1:01'04.0 1:24'35.8	(4) (2) (4)	1:25'56.0 2:27'00.0 3:51'35.8	(4) (4) (4)	3:51'35.8	5'55.2 4'06.8 10'11.2	
5	19	ERTL	Wolfgang	AUT		1:27'56.5 1:05'46.3 1:21'24.0	(6) (5) (3)	1:27'56.5 2:33'42.8 3:55'06.8	(6) (5) (5)	3:55'06.8	7'55.7 10'49.6 13'42.2	
6	58	WURZER	Hartmann	ITA		1:33'49.8 1:11'03.8 1:31'59.3	(8) (11) (9)	1:33'49.8 2:44'53.6 4:16'52.9	(8) (6) (6)	4:16'52.9	13'49.0 22'00.4 35'28.3	
7	114	VERONESE	Luciano	ITA		1:41'36.0 1:08'02.6 1:31'13.3	(15) (7) (8)	1:41'36.0 2:49'38.6 4:20'51.9	(15) (10) (7)	4:20'51.9	21'35.2 26'45.4 39'27.3	
8	93	OSTERMANN	Helmuth	AUT		1:37'57.5 1:10'49.0 1:32'18.8	(10) (10) (10)	1:37'57.5 2:48'46.5 4:21'05.3	(10) (9) (8)	4:21'05.3	17'56.7 25'53.3 39'40.7	
9	175	WEISENHORN	Siegfried	ITA		1:32'40.1 1:12'57.0 1:37'21.6	(7) (18) (12)	1:32'40.1 2:45'37.1 4:22'58.7	(7) (7) (9)	4:22'58.7	12'39.3 22'43.9 41'34.1	
10	143	LONGHINO	Walter	ITA		1:44'43.3 1:10'07.6 1:29'02.9	(20) (8) (7)	1:44'43.3 2:54'50.9 4:23'53.8	(20) (15) (10)	4:23'53.8	24'42.5 31'57.7 42'29.2	




POS	NUM PETT	SQUADRA CODICE	COGNOME e NOME	COM	COD. AN	TEMPO FRAZ.	POS FRAZ.	TOTALE STAFF.	POS STAFF.	TEMPO FINALE	DISTACCO	PNT TAB
11	124	STIFTER	Hartmann	ITA		1:42'44.9 1:14'15.2 1:27'52.7	(17) (25) (6)	1:42'44.9 2:57'00.1 4:24'52.8	(17) (16) (11)	4:24'52.8	22'44.1 34'06.9 43'28.2	
12	117	PICHLER	Thomas	ITA		1:40'50.4 1:10'19.9 1:38'19.8	(14) (9) (16)	1:40'50.4 2:51'10.3 4:29'30.1	(14) (11) (12)	4:29'30.1	20'49.6 28'17.1 48'05.5	
13	18	DE GASPERI	Alessandro	ITA		1:44'04.7 1:07'56.3 1:39'54.8	(19) (6) (20)	1:44'04.7 2:52'01.0 4:31'55.8	(19) (12) (13)	4:31'55.8	24'03.9 29'07.8 50'31.2	
14	112	DEMONTE	Paolo Federico	ITA		1:35'36.2 1:12'51.3 1:45'45.8	(9) (17) (30)	1:35'36.2 2:48'27.5 4:34'13.3	(9) (8) (14)	4:34'13.3	15'35.4 25'34.3 52'48.7	
15	141	HOELLRIGL	Oswald	ITA		1:45'45.4 1:12'35.4 1:37'45.0	(27) (16) (14)	1:45'45.4 2:58'20.8 4:36'05.8	(27) (19) (15)	4:36'05.8	25'44.6 35'27.6 54'41.2	
16	195	IORIATTI	Giuliano	ITA		1:48'57.0 1:13'58.4 1:34'04.8	(31) (23) (11)	1:48'57.0 3:02'55.4 4:37'00.2	(31) (26) (16)	4:37'00.2	28'56.2 40'02.2 55'35.6	
17	76	DECARLI	Mariano	ITA		1:40'42.3 1:18'44.9 1:37'34.8	(13) (35) (13)	1:40'42.3 2:59'27.2 4:37'02.0	(13) (22) (17)	4:37'02.0	20'41.5 36'34.0 55'37.4	
18	158	PAOLI	Flavio	TN		1:47'44.9 1:12'09.5 1:38'36.8	(29) (15) (17)	1:47'44.9 2:59'54.4 4:38'31.2	(29) (23) (18)	4:38'31.2	27'44.1 37'01.2 57'06.6	
19	69	SELB	Fredi	AUT		1:43'55.0 1:13'37.3 1:41'22.4	(18) (20) (21)	1:43'55.0 2:57'32.3 4:38'54.7	(18) (17) (19)	4:38'54.7	23'54.2 34'39.1 57'30.1	
20	151	ANDREIS	Stefano	ITA		1:41'57.1 1:11'32.3 1:45'42.2	(16) (12) (29)	1:41'57.1 2:53'29.4 4:39'11.6	(16) (14) (20)	4:39'11.6	21'56.3 30'36.2 57'47.0	
21	168	OSELE	Andrea	ITA		1:48'02.1 1:11'59.9 1:39'27.7	(30) (14) (19)	1:48'02.1 3:00'02.0 4:39'29.7	(30) (24) (21)	4:39'29.7	28'01.3 37'08.8 58'05.1	
22	140	VANZETTA	Livio	ITA		1:45'01.4 1:18'30.6 1:39'15.6	(22) (34) (18)	1:45'01.4 3:03'32.0 4:42'47.6	(22) (29) (22)	4:42'47.6	25'00.6 40'38.8 1:01'23.0	
23	170	STEGER	Thomas	ITA		1:39'55.9 1:18'13.5 1:44'40.3	(12) (31) (25)	1:39'55.9 2:58'09.4 4:42'49.7	(12) (18) (23)	4:42'49.7	19'55.1 35'16.2 1:01'25.1	
24	41	VITALI	Luca	ITA		1:45'09.3 1:13'44.6 1:44'45.2	(24) (22) (26)	1:45'09.3 2:58'53.9 4:43'39.1	(24) (21) (24)	4:43'39.1	25'08.5 36'00.7 1:02'14.5	

POS	NUM PETT	SQUADRA CODICE	COGNOME e NOME	COM	COD. AN	TEMPO FRAZ.	POS FRAZ.	TOTALE STAFF.	POS STAFF.	TEMPO FINALE	DISTACCO	PNT TAB
25	110	EISENDLE	Roland	AUT		1:45'24.1 1:13'12.3 1:45'30.4	(26) (19) (28)	1:45'24.1 2:58'36.4 4:44'06.8	(26) (20) (25)	4:44'06.8	25'23.3 35'43.2 1:02'42.2	
26	82	SCHERER	Siegfried	AUT		1:52'55.8 1:20'57.2 1:37'50.2	(35) (44) (15)	1:52'55.8 3:13'53.0 4:51'43.2	(35) (34) (26)	4:51'43.2	32'55.0 50'59.8 1:10'18.6	
27	185	HASLER	Anton	ITA		1:49'00.9 1:17'28.4 1:46'26.6	(32) (29) (31)	1:49'00.9 3:06'29.3 4:52'55.9	(32) (30) (27)	4:52'55.9	29'00.1 43'36.1 1:11'31.3	
28	57	KRUG	Martin	AUT		1:53'15.2 1:15'47.0 1:45'26.7	(37) (26) (27)	1:53'15.2 3:09'02.2 4:54'28.9	(37) (31) (28)	4:54'28.9	33'14.4 46'09.0 1:13'04.3	
29	192	FAIT	Michele	ITA		1:46'43.9 1:16'33.3 1:51'24.6	(28) (27) (33)	1:46'43.9 3:03'17.2 4:54'41.8	(28) (27) (29)	4:54'41.8	26'43.1 40'24.0 1:13'17.2	
30	184	RIEPER	Egon	ITA		1:53'24.7 1:18'45.5 1:43'38.4	(38) (36) (23)	1:53'24.7 3:12'10.2 4:55'48.6	(38) (33) (30)	4:55'48.6	33'23.9 49'17.0 1:14'24.0	
31	191	ZOESCHG	Meinrad	ITA		1:45'05.1 1:17'14.3 1:54'19.4	(23) (28) (37)	1:45'05.1 3:02'19.4 4:56'38.8	(23) (25) (31)	4:56'38.8	25'04.3 39'26.2 1:15'14.2	
32	73	PRAST	Markus	ITA		1:45'18.4 1:18'06.6 1:56'11.1	(25) (30) (41)	1:45'18.4 3:03'25.0 4:59'36.1	(25) (28) (32)	4:59'36.1	25'17.6 40'31.8 1:18'11.5	
33	109	CLOCHE	Uli	ITA		1:58'31.5 1:19'40.6 1:44'29.8	(49) (39) (24)	1:58'31.5 3:18'12.1 5:02'41.9	(49) (41) (33)	5:02'41.9	38'30.7 55'18.9 1:21'17.3	
34	97	MOSER	Raimund	ITA		1:53'53.7 1:20'34.4 1:54'11.4	(39) (43) (36)	1:53'53.7 3:14'28.1 5:08'39.5	(39) (36) (34)	5:08'39.5	33'52.9 51'34.9 1:27'14.9	
35	198	SARTAGNA	Marco	ITA		1:51'01.8 1:20'22.3 1:57'45.1	(33) (40) (42)	1:51'01.8 3:11'24.1 5:09'09.2	(33) (32) (35)	5:09'09.2	31'01.0 48'30.9 1:27'44.6	
36	152	NICHELATTI	Roberto	ITA		2:03'07.5 1:19'09.0 1:50'37.6	(51) (38) (32)	2:03'07.5 3:22'16.5 5:12'54.1	(51) (46) (36)	5:12'54.1	43'06.7 59'23.3 1:31'29.5	
37	122	TSCHOLL	Norbert	ITA		1:52'12.9 1:22'09.7 1:58'57.6	(34) (47) (44)	1:52'12.9 3:14'22.6 5:13'20.2	(34) (35) (37)	5:13'20.2	32'12.1 51'29.4 1:31'55.6	
38	90	TIMPFLER	Sepp	ITA		1:56'06.8 1:21'20.6 1:55'53.9	(41) (45) (39)	1:56'06.8 3:17'27.4 5:13'21.3	(41) (38) (38)	5:13'21.3	36'06.0 54'34.2 1:31'56.7	

POS	NUM PETT	SQUADRA CODICE	COGNOME e NOME	COM	COD. AN	TEMPO FRAZ.	POS FRAZ.	TOTALE STAFF.	POS STAFF.	TEMPO FINALE	DISTACCO	PNT TAB
39	94	ZANOTELLI	Tommaso	ITA		1:57'29.7 1:24'47.3 1:52'05.6	(45) (49) (34)	1:57'29.7 3:22'17.0 5:14'22.6	(45) (47) (39)	5:14'22.6	37'28.9 59'23.8 1:32'58.0	
40	134	PRILLER	Paul	ITA		2:13'36.0 1:18'16.2 1:43'29.4	(63) (32) (22)	2:13'36.0 3:31'52.2 5:15'21.6	(63) (54) (40)	5:15'21.6	53'35.2 1:08'59.0 1:33'57.0	
41	176	BUSSELLATO	Graziano	ITA		1:57'25.4 1:20'25.7 1:58'27.8	(44) (41) (43)	1:57'25.4 3:17'51.1 5:16'18.9	(44) (39) (41)	5:16'18.9	37'24.6 54'57.9 1:34'54.3	
42	100	NIGG	Stefan	ITA		2:07'09.5 1:13'41.5 1:55'42.8	(54) (21) (38)	2:07'09.5 3:20'51.0 5:16'33.8	(54) (44) (42)	5:16'33.8	47'08.7 57'57.8 1:35'09.2	
43	173	GIOVANNINI	Fulvio	ITA		2:15'14.2 1:11'45.6 1:52'09.0	(65) (13) (35)	2:15'14.2 3:26'59.8 5:19'08.8	(65) (51) (43)	5:19'08.8	55'13.4 1:04'06.6 1:37'44.2	
44	75	KOLLMANN	Guenter	ITA		1:57'07.5 1:25'03.8 2:05'10.3	(43) (51) (48)	1:57'07.5 3:22'11.3 5:27'21.6	(43) (45) (44)	5:27'21.6	37'06.7 59'18.1 1:45'57.0	
45	144	MALFERTHEINER	Werner	ITA		1:57'41.8 1:28'06.4 2:03'34.2	(46) (52) (46)	1:57'41.8 3:25'48.2 5:29'22.4	(46) (48) (45)	5:29'22.4	37'41.0 1:02'55.0 1:47'57.8	
46	63	BAROZZI	Massimo	ITA		1:56'29.8 1:22'05.6 2:14'26.9	(42) (46) (55)	1:56'29.8 3:18'35.4 5:33'02.3	(42) (42) (46)	5:33'02.3	36'29.0 55'42.2 1:51'37.7	
47	98	MOSER	Manfred	ITA		2:03'43.9 1:24'48.7 2:05'12.7	(52) (50) (49)	2:03'43.9 3:28'32.6 5:33'45.3	(52) (52) (47)	5:33'45.3	43'43.1 1:05'39.4 1:52'20.7	
48	52	GAMBERONI	Klaus	ITA		1:58'13.2 1:28'43.2 2:08'44.4	(47) (54) (50)	1:58'13.2 3:26'56.4 5:35'40.8	(47) (50) (48)	5:35'40.8	38'12.4 1:04'03.2 1:54'16.2	
49	87	MARKART	Hannes	ITA		1:58'20.9 1:20'29.4 2:20'09.4	(48) (42) (56)	1:58'20.9 3:18'50.3 5:38'59.7	(48) (43) (49)	5:38'59.7	38'20.1 55'57.1 1:57'35.1	
50	83	GRUENER	Guenther	ITA		2:18'46.6 1:32'12.0 1:55'59.9	(67) (58) (40)	2:18'46.6 3:50'58.6 5:46'58.5	(67) (65) (50)	5:46'58.5	58'45.8 1:28'05.4 2:05'33.9	
51	174	CAMPANARO	Flavio	ITA		2:10'49.4 1:35'02.9 2:01'33.4	(61) (61) (45)	2:10'49.4 3:45'52.3 5:47'25.7	(61) (62) (51)	5:47'25.7	50'48.6 1:22'59.1 2:06'01.1	
52	167	SULZER	Walter	ITA		2:09'13.5 1:28'12.8 2:12'11.7	(59) (53) (53)	2:09'13.5 3:37'26.3 5:49'38.0	(59) (56) (52)	5:49'38.0	49'12.7 1:14'33.1 2:08'13.4	

POS	NUM PETT	SQUADRA CODICE	COGNOME e NOME	COM	COD. AN	TEMPO FRAZ.	POS FRAZ.	TOTALE STAFF.	POS STAFF.	TEMPO FINALE	DISTACCO	PNT TAB
53	148	DALLACOSTA	Mauro	ITA		2:07'02.7 1:19'00.6 2:24'14.8	(53) (37) (57)	2:07'02.7 3:26'03.3 5:50'18.1	(53) (49) (53)	5:50'18.1	47'01.9 1:03'10.1 2:08'53.5	
54	147	FAISSTNAUER	Gottfried	ITA		2:08'12.7 1:30'31.3 2:11'47.4	(56) (55) (52)	2:08'12.7 3:38'44.0 5:50'31.4	(56) (57) (54)	5:50'31.4	48'11.9 1:15'50.8 2:09'06.8	
55	55	MATSCHKE	Stefan	GER		2:25'20.5 1:24'12.1 2:04'11.2	(69) (48) (47)	2:25'20.5 3:49'32.6 5:53'43.8	(69) (64) (55)	5:53'43.8	1:05'19.7 1:26'39.4 2:12'19.2	
56	139	FRANCESCHI	Giuseppe	ITA		2:10'31.7 1:32'08.5 2:13'20.6	(60) (57) (54)	2:10'31.7 3:42'40.2 5:56'00.8	(60) (58) (56)	5:56'00.8	50'30.9 1:19'47.0 2:14'36.2	
57	164	LORENZI	Sergio	ITA		1:55'41.9 1:35'18.3 2:28'11.0	(40) (62) (59)	1:55'41.9 3:31'00.2 5:59'11.2	(40) (53) (57)	5:59'11.2	35'41.1 1:08'07.0 2:17'46.6	
58	132	FANTINI	Enrico	ITA		2:14'24.9 1:36'37.4 2:11'36.3	(64) (65) (51)	2:14'24.9 3:51'02.3 6:02'38.6	(64) (66) (58)	6:02'38.6	54'24.1 1:28'09.1 2:21'14.0	
59	77	RINALDO	Alfio	ITA		2:11'22.6 1:34'35.3 2:27'17.6	(62) (60) (58)	2:11'22.6 3:45'57.9 6:13'15.5	(62) (63) (59)	6:13'15.5	51'21.8 1:23'04.7 2:31'50.9	
60	186	TAVERNINI	Andrea	ITA		1:53'04.7 1:40'37.2 2:55'26.4	(36) (67) (61)	1:53'04.7 3:33'41.9 6:29'08.3	(36) (55) (60)	6:29'08.3	33'03.9 1:10'48.7 2:47'43.7	
61	91	WOERNER	Gregor	GER		2:08'26.1 1:35'25.6 2:47'17.3	(57) (63) (60)	2:08'26.1 3:43'51.7 6:31'09.0	(57) (59) (61)	6:31'09.0	48'25.3 1:20'58.5 2:49'44.4	
		ISCRITTI	72								
		NON PARTITI	...	0								
		NON ARRIVATI	..	11								
15		OBENDORFER	Richard	AUT		1:27'31.9	(5)	1:27'31.9	(5)		7'31.1	
39		MILESI	Bruno	ITA		1:38'32.7 1:14'00.6	(11) (24)	1:38'32.7 2:52'33.3	(11) (13)		18'31.9 29'40.1	
40		LINDNER	Stephan	GER		2:27'52.1 1:47'06.6	(71) (70)	2:27'52.1 4:14'58.7	(71) (70)		1:07'51.3 1:52'05.5	
50		HUEBNER	Hansjoerg	GER		1:59'36.9 1:18'17.7	(50) (33)	1:59'36.9 3:17'54.6	(50) (40)		39'36.1 55'01.4	

POS	NUM PETT	SQUADRA CODICE	COGNOME e NOME	COM	COD. AN	TEMPO FRAZ.	POS FRAZ.	TOTALE STAFF.	POS STAFF.	TEMPO FINALE	DISTACCO	PNT TAB
64	CAINELLI	Claudio		ITA		2:07'33.6 1:37'53.6	(55) (66)	2:07'33.6 3:45'27.2	(55) (61)		47'32.8 1:22'34.0	
71	HEININGER	Bernhard		ITA		2:29'13.2 1:47'24.4	(72) (71)	2:29'13.2 4:16'37.6	(72) (71)		1:09'12.4 1:53'44.4	
92	FOLIE	Stefan		ITA		1:44'50.3 1:31'18.0	(21) (56)	1:44'50.3 3:16'08.3	(21) (37)		24'49.5 53'15.1	
106	SCHMIDT	Tilo		GER		2:15'21.4 1:44'04.9	(66) (69)	2:15'21.4 3:59'26.3	(66) (68)		55'20.6 1:36'33.1	
136	BARBARESCO	Luca		ITA		2:08'33.6 1:36'34.6	(58) (64)	2:08'33.6 3:45'08.2	(58) (60)		48'32.8 1:22'15.0	
154	ZISCHG	Hubert		ITA		2:20'11.0 1:34'19.7	(68) (59)	2:20'11.0 3:54'30.7	(68) (67)		1:00'10.2 1:31'37.5	
182	MARCHESI	Claudio		ITA		2:26'04.7 1:43'05.5	(70) (68)	2:26'04.7 4:09'10.2	(70) (69)		1:06'03.9 1:46'17.0	
		SQUALIFICATI	..	0								



5.OETZI MARATHON 19-20/04/2008

CLASSIFICA UFFICIALE



POS	NUM PETT	SQUADRA CODICE	COGNOME e NOME	COM COD.	AN	TEMPO FRAZ.	POS FRAZ.	TOTALE STAFF.	POS STAFF.	TEMPO FINALE	DISTACCO	PNT TAB
STAFFETTA MASCHILE / HERREN STAFFEL												
1	201	KOLLAND	TOPSPORT ACSIS	I/A						3:04'21.6		
			STAUDER Roland		72	1:13'06.2	(1)	1:13'06.2	(1)		0.0	
			KROELL Markus		72	49'17.5	(5)	2:02'23.7	(1)		0.0	
			RINGHOFER Andreas		70	1:01'57.9	(3)	3:04'21.6	(1)		0.0	
2	202	WF-MECHANIK	KLAUSEN	ITA						3:08'24.0		
			STEINACHER Dario		74	1:20'22.6	(11)	1:20'22.6	(11)		7'16.4	
			FRICK Gerd		74	49'00.6	(4)	2:09'23.2	(5)		6'59.5	
			ZEMMER Urban		70	59'00.8	(1)	3:08'24.0	(2)		4'02.4	
3	203	EATANDWIND.DE		GER						3:08'47.7		
			STORBL Andreas		72	1:18'16.0	(7)	1:18'16.0	(7)		5'09.8	
			SCHIESSL Helmut		72	48'32.8	(2)	2:06'48.8	(3)		4'25.1	
			ECHTLER Martin		69	1:01'58.9	(4)	3:08'47.7	(3)		4'26.1	
4	204	SUED. LAUFVEREIN	DYNAFIT	ITA						3:09'15.1		
			FONTANA Klaus		72	1:14'58.9	(2)	1:14'58.9	(2)		1'52.7	
			ACHMUELLER Hermann		71	48'28.0	(1)	2:03'26.9	(2)		1'03.2	
			INNERHOFER Paul		74	1:05'48.2	(8)	3:09'15.1	(4)		4'53.5	
5	218	RENNTEAM	ALPACHTAL	AUT						3:12'38.1		
			LAIMGRUBER Bernhard		74	1:17'53.2	(5)	1:17'53.2	(5)		4'47.0	
			LECHLEITNER Simon		79	50'06.5	(7)	2:07'59.7	(4)		5'36.0	
			HOLZER Manfred		68	1:04'38.4	(6)	3:12'38.1	(5)		8'16.5	
6	295	TOURISMUSVEREIN	NATURNS	ITA						3:17'03.2		
			UNTERHOFER Lukas		87	1:20'15.1	(9)	1:20'15.1	(9)		7'08.9	
			ANGERER Guenther		73	49'56.7	(6)	2:10'11.8	(6)		7'48.1	
			PLATZGUMMER Walter		62	1:06'51.4	(12)	3:17'03.2	(6)		12'41.6	
7	208	G.S.FORESTALE		ITA						3:17'19.8		
			VISINELLI Rafael		85	1:22'29.7	(15)	1:22'29.7	(15)		9'23.5	
			AGOSTINI Marca		68	48'55.7	(3)	2:11'25.4	(8)		9'01.7	
			MILESI Davide		64	1:05'54.4	(9)	3:17'19.8	(7)		12'58.2	
8	219	RC MARTIN	BIKE SHOP	D/A						3:17'21.1		
			ORTNER Andreas		75	1:16'52.7	(3)	1:16'52.7	(3)		3'46.5	
			WACHTER Josef		68	57'35.4	(28)	2:14'28.1	(13)		12'04.4	
			FASSER Alexander		75	1:02'53.0	(5)	3:17'21.1	(8)		12'59.5	
9	205	TEAM BOGN	DA NIA	ITA						3:18'33.3		
			TUMLER Michael		85	1:17'51.7	(4)	1:17'51.7	(4)		4'45.5	
			CHENELLI Massimiliano		72	55'53.2	(21)	2:13'44.9	(12)		11'21.2	
			ZULIAN Ivo		80	1:04'48.4	(7)	3:18'33.3	(9)		14'11.7	
10	257	RAIFFEISEN	EXTREM TEAM	AUT						3:19'40.5		
			RUBISOIER Daniel		82	1:21'39.3	(13)	1:21'39.3	(13)		8'33.1	
			MAUSSER Martin		80	51'46.9	(12)	2:13'26.2	(11)		11'02.5	
			BADER Martin		85	1:06'14.3	(10)	3:19'40.5	(10)		15'18.9	



POS	NUM PETT	SQUADRA CODICE	COGNOME e NOME	COM	COD. AN	TEMPO FRAZ.	POS FRAZ.	TOTALE STAFF.	POS STAFF.	TEMPO FINALE	DISTACCO	PNT TAB
11	220	U.S. ALDO MORO PALUZZA	IT ZANDEGIACOMO Alessandro CANEVA Gino PIVK Tadei	ITA		74	1:25'57.3	(23)	1:25'57.3	(23)	3:19'49.4	12'51.1
						66	52'55.6	(15)	2:18'52.9	(15)		16'29.2
						81	1:00'56.5	(2)	3:19'49.4	(11)		15'27.8
12	210	DYNAFIT INT. RACIN TEAM	AUT BURGSTEINER Gerald SCHLEIPFNER Andreas GOESWEINER Klaus	AUT		82	1:18'07.9	(6)	1:18'07.9	(6)	3:20'37.3	5'01.7
						71	52'19.5	(13)	2:10'27.4	(7)		8'03.7
						80	1:10'09.9	(20)	3:20'37.3	(12)		16'15.7
13	240	TEAM SPONSOR ITALIA	ITA OBERBICHLER Andreas BURGER Michael GRUENER Martin	ITA		73	1:22'47.0	(16)	1:22'47.0	(16)	3:21'54.1	9'40.8
						78	50'19.4	(8)	2:13'06.4	(9)		10'42.7
						78	1:08'47.7	(16)	3:21'54.1	(13)		17'32.5
14	206	TEAM HOTEL LINDENHOF	ITA CASASSA Stefano FEDEL Silvano PLATZGUMMER Norbert	ITA		75	1:20'16.7	(10)	1:20'16.7	(10)	3:24'51.1	7'10.5
						66	52'55.6	(15)	2:13'12.3	(10)		10'48.6
						70	1:11'38.8	(25)	3:24'51.1	(14)		20'29.5
15	230	RSV TEAM LINDENHOF	ITA PITSCHIEDER Werner HUBER Heinrich PLATZGUMMER Alois	ITA		68	1:25'17.7	(20)	1:25'17.7	(20)	3:27'33.6	12'11.5
						66	55'00.5	(20)	2:20'18.2	(18)		17'54.5
						64	1:07'15.4	(13)	3:27'33.6	(15)		23'12.0
16	273	ASV MALS TRIATHLON	ITA DIETL Stefan NIEDEREGGER Thomas ERHARD Alexander	ITA		71	1:27'24.9	(25)	1:27'24.9	(25)	3:29'31.3	14'18.7
						84	50'39.6	(9)	2:18'04.5	(14)		15'40.8
						78	1:11'26.8	(23)	3:29'31.3	(16)		25'09.7
17	291	ARBOE PILLERSEEBIKER	AUT BERGMANN Bernd WUNSCH Manfred WOERTHER Georg	AUT		72	1:24'27.3	(19)	1:24'27.3	(19)	3:29'53.9	11'21.1
						77	58'49.4	(35)	2:23'16.7	(22)		20'53.0
						64	1:06'37.2	(11)	3:29'53.9	(17)		25'32.3
18	263	MARTINS BIKESHOP	A/D LIDICKY Lorenz TIEFENTHALER Klaus HOHENWARTER Herbert	A/D		86	1:19'57.2	(8)	1:19'57.2	(8)	3:29'56.2	6'51.0
						65	59'30.1	(38)	2:19'27.3	(16)		17'03.6
						69	1:10'28.9	(22)	3:29'56.2	(18)		25'34.6
19	207	ASC SARNTAL-RAD	ITA PERKMANN Walter PREMSTALLER Manfred HOFER Henry	ITA		61	1:26'11.8	(24)	1:26'11.8	(24)	3:32'16.6	13'05.6
						62	56'04.4	(22)	2:22'16.2	(20)		19'52.5
						78	1:10'00.4	(19)	3:32'16.6	(19)		27'55.0
20	269	SCHLERN	ITA BERNARD Nikolaus MAYER Armin RIER Viktor	ITA		58	1:30'17.9	(28)	1:30'17.9	(28)	3:33'27.3	17'11.7
						66	51'08.9	(10)	2:21'26.8	(19)		19'03.1
						60	1:12'00.5	(27)	3:33'27.3	(20)		29'05.7
21	274	ARSU VINSCHGAU	ITA PLATZER Stefan HOELLER Josef NEUMAIR Walter	ITA		77	1:21'47.0	(14)	1:21'47.0	(14)	3:35'54.6	8'40.8
						58	1:03'43.1	(55)	2:25'30.1	(23)		23'06.4
						63	1:10'24.5	(21)	3:35'54.6	(21)		31'33.0
22	277	MOUNTAINBIKER KLAGENFURT	A/I SCHELLANDER Werner KROEHN Niklas DELLA MEA Giuseppe	A/I		63	1:34'15.1	(42)	1:34'15.1	(42)	3:37'28.0	21'08.9
						71	53'33.4	(17)	2:27'48.5	(24)		25'24.8
						87	1:09'39.5	(18)	3:37'28.0	(22)		33'06.4
23	250	TRISPORT ANGER	GER MUEHLBAUER Hans ROETTGEN Frank TROEBELSPERGER Bernd	GER		80	1:29'10.0	(26)	1:29'10.0	(26)	3:39'48.4	16'03.8
						78	53'57.4	(18)	2:23'07.4	(21)		20'43.7
						76	1:16'41.0	(36)	3:39'48.4	(23)		35'26.8
24	262	ALPIN GO VAL RENDENA	ITA MAGANZINI Paolo COZZINI Enrico MATURI Fabiano	ITA		84	1:32'28.8	(37)	1:32'28.8	(37)	3:42'51.4	19'22.6
						85	56'04.5	(23)	2:28'33.3	(26)		26'09.6
						82	1:14'18.1	(30)	3:42'51.4	(24)		38'29.8


POS	NUM PETT	SQUADRA CODICE	COGNOME e NOME	COM	COD. AN	TEMPO FRAZ.	POS FRAZ.	TOTALE STAFF.	POS STAFF.	TEMPO FINALE	DISTACCO	PNT TAB
25	293	SCI CLUB	S.MARTINO	ITA						3:43'32.8		
			TAUFER Alessandro		81	1:25'48.4	(22)	1:25'48.4	(22)			
			PIASENTE Mario		65	1:02'37.8	(47)	2:28'26.2	(25)		12'42.2	
26	244	244		ITA						3:43'36.5		
			WALLNOEFER Freddi		74	1:21'14.7	(12)	1:21'14.7	(12)		8'08.5	
			SCHWEIGL Alexander		74	58'26.5	(34)	2:19'41.2	(17)		17'17.5	
27	209	ALPTRAUM	AUS OBERSTORF	GER						3:45'13.7		
			VOLLMER Lars		72	1:31'49.8	(33)	1:31'49.8	(33)		18'43.6	
			SCHILCHER Heinz		70	59'23.8	(37)	2:31'13.6	(33)		28'49.9	
28	248	MOUTAIN-MANIACS.AT		AUT						3:45'15.6		
			RECHEIS Thomas		85	1:32'10.2	(34)	1:32'10.2	(34)		19'04.0	
			EBENBICHLER Florian		85	57'58.1	(29)	2:30'08.3	(31)		27'44.6	
29	276	TYROLIT-SPORTGEMEINSCHAFT		AUT						3:46'01.3		
			KIRCHMAIR Guenter		54	1:31'47.1	(32)	1:31'47.1	(32)		18'40.9	
			WINDISCH Hannes		68	1:05'12.7	(60)	2:36'59.8	(40)		34'36.1	
30	243	TEAM MOSER SPECK		ITA						3:48'41.0		
			LOCHMANN Thomas		82	1:23'11.4	(17)	1:23'11.4	(17)		10'05.2	
			ABLER Hermann		69	1:07'03.9	(61)	2:30'15.3	(32)		27'51.6	
31	281	ZKG VINTL 1		ITA						3:50'06.4		
			ROGEN Martin		73	1:36'16.2	(44)	1:36'16.2	(44)		23'10.0	
			WEISSTEINER Tobias		80	52'48.7	(14)	2:29'04.9	(27)		26'41.2	
32	229	SPORT SEPPI POWER TEAM		AUT						3:50'10.4		
			RAHM Markus		73	1:37'46.9	(46)	1:37'46.9	(46)		24'40.7	
			BREITENLECHNER Simon		74	1:00'26.5	(41)	2:38'13.4	(42)		35'49.7	
33	261	SKI-BIKE-RUNNER VINSCHGAU		ITA						3:50'29.1		
			JUNG Daniel		83	1:32'45.0	(38)	1:32'45.0	(38)		19'38.8	
			THEINER Georg		73	57'12.5	(25)	2:29'57.5	(29)		27'33.8	
34	285	LA OLA		AUT						3:51'39.2		
			BLASSNIG Helmut		78	1:44'08.2	(59)	1:44'08.2	(59)		31'02.0	
			UNTERKREUTER Christoph		80	59'56.0	(39)	2:44'04.2	(55)		41'40.5	
35	286	IL BRADIPO		ITA						3:51'57.3		
			MISSERONI Fabio		61	1:32'13.5	(35)	1:32'13.5	(35)		19'07.3	
			SIMI Gabriele		89	1:08'11.4	(68)	2:40'24.9	(46)		38'01.2	
36	238	EUROKRAN SARNTAL		ITA						3:52'04.8		
			OBERKALMSTEINER Hansjoerg		72	1:31'42.4	(31)	1:31'42.4	(31)		18'36.2	
			GROSS Herbert		69	58'15.5	(31)	2:29'57.9	(30)		27'34.2	
37	270	AD ALTOPIANO BRENTONICO		ITA						3:52'11.5		
			GIACOMUZZI Nicola		69	1:38'09.1	(47)	1:38'09.1	(47)		25'02.9	
			SEBASTIANI Giorgio		63	58'18.3	(32)	2:36'27.4	(38)		34'03.7	
38	268	ASV JENESIEN		ITA						3:54'50.2		
			KASERER Stephan		84	1:25'27.8	(21)	1:25'27.8	(21)		12'21.6	
			VITALE Franco		60	1:04'01.6	(56)	2:29'29.4	(28)		27'05.7	
			TSCHAFFERT Diego	80	1:25'20.8	(54)	3:54'50.2	(38)	50'28.6			

POS	NUM PETT	SQUADRA CODICE	COGNOME e NOME	COM	COD. AN	TEMPO FRAZ.	POS FRAZ.	TOTALE STAFF.	POS STAFF.	TEMPO FINALE	DISTACCO	PNT TAB	
39	245	HOBBYTEAM KASTELRUTH	ITA	ZEMMER Michael	85	1:34'03.0	(41)	1:34'03.0	(41)	3:56'01.1	20'56.8		
				JAIDER Manuel	85	1:07'55.7	(67)	2:41'58.7	(50)				39'35.0
				ZEMMER Karl	82	1:14'02.4	(29)	3:56'01.1	(39)				51'39.5
40	237	ASV TRIATHLON MALS	ITA	BERNHART Andreas	81	1:38'13.9	(48)	1:38'13.9	(48)	3:56'23.6	25'07.7		
				FELDERER Christoph	74	1:03'14.3	(51)	2:41'28.2	(48)				39'04.5
				FELDERER Andreas	82	1:14'55.4	(31)	3:56'23.6	(40)				52'02.0
41	289	RV EDELROT LANA	ITA	BARLINI Lukas	87	1:24'22.6	(18)	1:24'22.6	(18)	3:56'25.4	11'16.4		
				STAFFLER Josef	64	1:07'07.0	(62)	2:31'29.6	(34)				29'05.9
				TRATTER Walter	63	1:24'55.8	(52)	3:56'25.4	(41)				52'03.8
42	258	BRENTA TEAM	ITA	MARTIGNONI Andrea	80	1:38'44.3	(49)	1:38'44.3	(49)	3:58'23.8	25'38.1		
				COLOGNA Mauro	76	1:03'35.1	(54)	2:42'19.4	(52)				39'55.7
				PEDRANZ Stefano	76	1:16'04.4	(35)	3:58'23.8	(42)				54'02.2
43	278	S.C.ALTOPIANO DI BRENTONICO	ITA	GIULIANI Claudio	62	1:29'46.3	(27)	1:29'46.3	(27)	4:01'37.5	16'40.1		
				DEGASPERI Dario	62	1:07'47.2	(65)	2:37'33.5	(41)				35'09.8
				MODENA Giuliano	62	1:24'04.0	(50)	4:01'37.5	(43)				57'15.9
44	266	BADIASPORT	ITA	PESCOSTA Werner	74	1:41'35.5	(53)	1:41'35.5	(53)	4:02'14.1	28'29.3		
				TSCHAFFERT Ivan	84	1:00'42.7	(44)	2:42'18.2	(51)				39'54.5
				FRENNER Raimund	84	1:19'55.9	(38)	4:02'14.1	(44)				57'52.5
45	279	TEAM WATZMANN SKI ALPIN	GER	WIMMER Werner	75	1:47'25.1	(65)	1:47'25.1	(65)	4:02'22.2	34'18.9		
				FRITZ Benedikt	82	51'35.0	(11)	2:39'00.1	(43)				36'36.4
				VONDERTHANN Hans	61	1:23'22.1	(47)	4:02'22.2	(45)				58'00.6
46	264	RV EDELROT LANA	ITA	ARPELLINI Walter	64	1:33'14.9	(39)	1:33'14.9	(39)	4:02'50.6	20'08.7		
				GEISER Thomas	65	1:03'32.7	(53)	2:36'47.6	(39)				34'23.9
				KOFLER Klaus	84	1:26'03.0	(55)	4:02'50.6	(46)				58'29.0
47	253	RENNERCLUB VINSCHGAU	ITA	THOENI Heinrich	67	1:45'48.6	(61)	1:45'48.6	(61)	4:04'16.8	32'42.4		
				THOENI Walter	66	57'34.5	(27)	2:43'23.1	(54)				40'59.4
				THOENI Josef	59	1:20'53.7	(42)	4:04'16.8	(47)				59'55.2
48	247	MARATHONLEUFER VINSCHGAU	ITA	MACH Roman	66	1:45'55.1	(62)	1:45'55.1	(62)	4:06'22.7	32'48.9		
				KUPPELWIESER Florian	67	57'23.0	(26)	2:43'18.1	(53)				40'54.4
				MEISTER Ulrich	60	1:23'04.6	(45)	4:06'22.7	(48)				1:02'01.1
49	260	A.S.C. HAID	ITA	LUTZ Christoph	81	1:41'48.9	(55)	1:41'48.9	(55)	4:07'34.0	28'42.7		
				LUTZ Michael	79	58'19.6	(33)	2:40'08.5	(45)				37'44.8
				PLANGGER Arthur	70	1:27'25.5	(58)	4:07'34.0	(49)				1:03'12.4
50	224	ETZTHALERHOF	ITA	BLAAS Joachim	73	1:35'39.9	(43)	1:35'39.9	(43)	4:09'36.3	22'33.7		
				ETZTHALER Fritz	61	1:08'59.7	(71)	2:44'39.6	(56)				42'15.9
				WEISSENSTEINER Ulrich	84	1:24'56.7	(53)	4:09'36.3	(50)				1:05'14.7
51	225	225	ITA	BRERA MOLINARO Rosalba	65	2:07'58.7	(80)	2:07'58.7	(80)	4:09'41.9	54'52.5		
				DEPEDRI Christian	72	53'58.4	(19)	3:01'57.1	(68)				59'33.4
				DEGASPERI Manuel	76	1:07'44.8	(15)	4:09'41.9	(51)				1:05'20.3
52	223	GSA PENNE SPRINT	ITA	CASAGRANDA Thomas	85	1:32'26.3	(36)	1:32'26.3	(36)	4:10'08.5	19'20.1		
				PIVA Mattia	89	1:07'25.5	(63)	2:39'51.8	(44)				37'28.1
				PIVA Gabriele	80	1:30'16.7	(67)	4:10'08.5	(52)				1:05'46.9

POS	NUM PETT	SQUADRA CODICE	COGNOME e NOME	COM	COD. AN	TEMPO FRAZ.	POS FRAZ.	TOTALE STAFF.	POS STAFF.	TEMPO FINALE	DISTACCO	PNT TAB
53	271	271	NISCHLER Andreas WINDISCH Rupert SCHNITZER Klaus	ITA	81 67 86	1:39'14.1 1:08'37.0 1:23'16.9	(50) (70) (46)	1:39'14.1 2:47'51.1 4:11'08.0	(50) (59) (53)	4:11'08.0	26'07.9 45'27.4 1:06'46.4	
54	280	ZKG VINTL 2	UNTERPERTINGER Filipp MOSER Paul SEEBACHER Raimund	ITA	72 72 54	1:43'13.3 1:03'00.3 1:27'05.9	(56) (49) (57)	1:43'13.3 2:46'13.6 4:13'19.5	(56) (57) (54)	4:13'19.5	30'07.1 43'49.9 1:08'57.9	
55	290	BRENTA TEAM	SCOZZAFAVA Giuseppe BOSETTI Alessio SALVADORI Enos	ITA	60 81 68	1:54'32.7 1:00'45.8 1:20'40.4	(68) (45) (40)	1:54'32.7 2:55'18.5 4:15'58.9	(68) (64) (55)	4:15'58.9	41'26.5 52'54.8 1:11'37.3	
56	265	RCS TEAM	RIOLFATTI Riccardo CUEL Fabrizio SARTORI Alberto	ITA	69 73 71	1:31'32.5 1:04'23.6 1:40'03.5	(30) (59) (76)	1:31'32.5 2:35'56.1 4:15'59.6	(30) (37) (56)	4:15'59.6	18'26.3 33'32.4 1:11'38.0	
57	221	GSA PENNE SPRINT	PINTARELLI Michele OSS PINTER Francesca BAMPI Marco	ITA	81 82 76	1:39'23.0 1:12'35.4 1:24'26.2	(51) (75) (51)	1:39'23.0 2:51'58.4 4:16'24.6	(51) (62) (57)	4:16'24.6	26'16.8 49'34.7 1:12'03.0	
58	292	PIRCHER WERKZEUGBAU	THALER Arthur UNGERICHT Toni PIRCHER Martin	ITA	69 56 80	1:31'09.1 1:00'31.4 1:45'49.6	(29) (42) (80)	1:31'09.1 2:31'40.5 4:17'30.1	(29) (35) (58)	4:17'30.1	18'02.9 29'16.8 1:13'08.5	
59	227	DORNROESCHEN	ANDREIS Alex RATSCHILLER Kurt AICHNER Thomas	ITA	69 78 70	1:41'36.7 1:00'17.2 1:36'40.7	(54) (40) (72)	1:41'36.7 2:41'53.9 4:18'34.6	(54) (49) (59)	4:18'34.6	28'30.5 39'30.2 1:14'13.0	
60	267	TEAM FLORIAN GURSCHLER	SARTORI Robert LORENZ Andreas FLOESS David	I/D	80 80 83	1:43'53.3 57'06.5 1:37'56.7	(58) (24) (74)	1:43'53.3 2:40'59.8 4:18'56.5	(58) (47) (60)	4:18'56.5	30'47.1 38'36.1 1:14'34.9	
61	252	BRENTA TEAM	BRANDSTETTER Claudio MORANDUZZO Giulio DEAVI Paolo	ITA	76 59 72	1:37'07.6 1:11'48.0 1:30'11.9	(45) (74) (66)	1:37'07.6 2:48'55.6 4:19'07.5	(45) (60) (61)	4:19'07.5	24'01.4 46'31.9 1:14'45.9	
62	222	GSA PENNE SPRINT	OSS Agostino OSS CAZZADOR Milena PIVA Eugenio	ITA	56 55 52	1:39'46.9 1:14'15.3 1:28'49.9	(52) (79) (62)	1:39'46.9 2:54'02.2 4:22'52.1	(52) (63) (62)	4:22'52.1	26'40.7 51'38.5 1:18'30.5	
63	275	SCS GUIT DRAU	MARKART Helmut NIEDERMAIR Mathias STOCKNER Josef	ITA	81 79 76	1:47'09.8 1:02'58.5 1:33'04.2	(64) (48) (69)	1:47'09.8 2:50'08.3 4:23'12.5	(64) (61) (63)	4:23'12.5	34'03.6 47'44.6 1:18'50.9	
64	272	272	ZEMMER Andreas STUEFER Manfred PROSSLINER Heinz	ITA	75 72 71	1:33'55.1 1:01'45.0 1:51'19.3	(40) (46) (82)	1:33'55.1 2:35'40.1 4:26'59.4	(40) (36) (64)	4:26'59.4	20'48.9 33'16.4 1:22'37.8	
65	249	BIKE CLUB KLAUSEN	GFADER Peter LEONHARDT Sebastian RUNGGALDIER Patrick	ITA	79 79 79	1:43'16.2 1:03'23.7 1:40'59.0	(57) (52) (79)	1:43'16.2 2:46'39.9 4:27'38.9	(57) (58) (65)	4:27'38.9	30'10.0 44'16.2 1:23'17.3	
66	284	KSV TRIATHLON	BERTELLA Martin ELLER Andreas DISSERTORI Armin	ITA	64 80 82	1:57'50.5 1:03'08.7 1:27'38.7	(72) (50) (59)	1:57'50.5 3:00'59.2 4:28'37.9	(72) (67) (66)	4:28'37.9	44'44.3 58'35.5 1:24'16.3	

POS	NUM PETT	SQUADRA CODICE	COGNOME e NOME	COM	COD. AN	TEMPO FRAZ.	POS FRAZ.	TOTALE STAFF.	POS STAFF.	TEMPO FINALE	DISTACCO	PNT TAB
67	294	BELA LADINIA		ITA						4:28'48.5		
			ROSA Ugo		63	2:07'25.0	(79)	2:07'25.0	(79)			54'18.8
			PLONER Ivano		69	1:00'34.9	(43)	3:07'59.9	(75)			1:05'36.2
			MICHELUZZI Oliva	52	1:20'48.6	(41)		4:28'48.5	(67)			1:24'26.9
68	232	KEGELSTUBE NATURNS		ITA						4:29'38.1		
			NISCHLER Klaus		80	1:46'56.5	(63)	1:46'56.5	(63)			33'50.3
			SPECHTENHAUSER Daniel		81	1:13'17.8	(77)	3:00'14.3	(66)			57'50.6
			RAINER Josef	78	1:29'23.8	(64)		4:29'38.1	(68)			1:25'16.5
69	283	283		ITA						4:29'49.4		
			TRAUNER Eduard		76	1:58'57.4	(73)	1:58'57.4	(73)			45'51.2
			GRUBER Thomas		73	1:04'02.5	(57)	3:02'59.9	(70)			1:00'36.2
			GRUBER Franz	70	1:26'49.5	(56)		4:29'49.4	(69)			1:25'27.8
70	236	OGM-RACING TEAM		ITA						4:33'38.5		
			GANTHALER Thomas		86	1:50'16.1	(66)	1:50'16.1	(66)			37'09.9
			UNTERKOFER Mark		86	1:07'32.0	(64)	2:57'48.1	(65)			55'24.4
			PLANGGER Oswald	86	1:35'50.4	(71)		4:33'38.5	(70)			1:29'16.9
71	282	282		ITA						4:35'23.4		
			SAGMEISTER Stefan		76	2:06'23.0	(78)	2:06'23.0	(78)			53'16.8
			BLAAS Tobias		83	58'56.7	(36)	3:05'19.7	(72)			1:02'56.0
			MUNTER Martin	82	1:30'03.7	(65)		4:35'23.4	(71)			1:31'01.8
72	226	ASC WELSBERG		ITA						4:36'54.2		
			KAMELGER Armin		71	2:00'25.4	(75)	2:00'25.4	(75)			47'19.2
			OBERSTALLER Robert		67	1:12'49.5	(76)	3:13'14.9	(78)			1:10'51.2
			KAMELGER Patrick	73	1:23'39.3	(48)		4:36'54.2	(72)			1:32'32.6
73	241	TEAM SCHLERN		ITA						4:40'44.8		
			REIDER Christoph		69	1:55'54.4	(71)	1:55'54.4	(71)			42'48.2
			REIDER Guenther		71	1:15'47.0	(80)	3:11'41.4	(76)			1:09'17.7
			WOERNLE Christian	69	1:29'03.4	(63)		4:40'44.8	(73)			1:36'23.2
74	256	256		ITA						4:41'52.8		
			STAFFLER Andreas		64	1:55'30.0	(69)	1:55'30.0	(69)			42'23.8
			KOFLER Arnold		69	1:09'08.6	(72)	3:04'38.6	(71)			1:02'14.9
			STUPPNER Dieter	67	1:37'14.2	(73)		4:41'52.8	(74)			1:37'31.2
75	231	DIE LUMPELEN		ITA						4:42'41.3		
			GAMPER Thomas		74	1:54'27.9	(67)	1:54'27.9	(67)			41'21.7
			LANGES Michael		56	1:07'47.5	(66)	3:02'15.4	(69)			59'51.7
			UNTERTHURNER Stephan	78	1:40'25.9	(77)		4:42'41.3	(75)			1:38'19.7
76	228	OETZI-RADTEAM		AUT						4:42'50.4		
			KAPFERER Gebhard		74	1:44'42.6	(60)	1:44'42.6	(60)			31'36.4
			GRUENER Harald		59	1:30'01.3	(86)	3:14'43.9	(79)			1:12'20.2
			EITERER Helmut	54	1:28'06.5	(61)		4:42'50.4	(76)			1:38'28.8
77	233	BRANDISKELLER LANA		ITA						4:52'26.6		
			FREI Franz		64	2:08'34.0	(81)	2:08'34.0	(81)			55'27.8
			GURSCHLER Egon		89	1:04'19.4	(58)	3:12'53.4	(77)			1:10'29.7
			ZUGGAL Egon	75	1:39'33.2	(75)		4:52'26.6	(77)			1:48'05.0
78	288	TEAM 42		ITA						4:55'20.6		
			APPOLONIA Giacomo		71	2:29'24.4	(85)	2:29'24.4	(85)			1:16'18.2
			ANGELI Manuel		75	58'12.2	(30)	3:27'36.6	(81)			1:25'12.9
			VERALDI Mirco	74	1:27'44.0	(60)		4:55'20.6	(78)			1:50'59.0
79	255	255		ITA						5:01'44.8		
			GASPARI Emilio		75	1:59'32.4	(74)	1:59'32.4	(74)			46'26.2
			CATALINI Emanuele		65	1:08'21.2	(69)	3:07'53.6	(74)			1:05'29.9
			CALVARESI Nando	59	1:53'51.2	(83)		5:01'44.8	(79)			1:57'23.2
80	239	TEAM ATHESIA		ITA						5:02'06.5		
			SPECHTENHAUSER Lukas		75	2:06'21.3	(77)	2:06'21.3	(77)			53'15.1
			MITTELBERGER Dieter		65	1:22'53.1	(84)	3:29'14.4	(83)			1:26'50.7
			RIZZI Eduard	71	1:32'52.1	(68)		5:02'06.5	(80)			1:57'44.9

POS	NUM PETT	SQUADRA CODICE	COGNOME e NOME	COM	COD. AN	TEMPO FRAZ.	POS FRAZ.	TOTALE STAFF.	POS STAFF.	TEMPO FINALE	DISTACCO	PNT TAB
81	235	LG SCHLER		ITA						5:06'53.1		
			EGGER Arnold		59	1:55'35.4	(70)	1:55'35.4	(70)		42'29.2	
			PLANGGER Christian		90	1:11'43.0	(73)	3:07'18.4	(73)		1:04'54.7	
			PLANGGER Peter		53	1:59'34.7	(84)	5:06'53.1	(81)		2:02'31.5	
82	242	242		GER						5:08'39.1		
			WIEDNER Gerd		58	2:08'57.7	(82)	2:08'57.7	(82)		55'51.5	
			SCHOTT Danny		74	1:19'06.6	(83)	3:28'04.3	(82)		1:25'40.6	
			GEILKE Thomas		62	1:40'34.8	(78)	5:08'39.1	(82)		2:04'17.5	
83	259	DSG LESACHTAL		AUT						5:21'09.6		
			SEIWALD Gerhard		68	2:03'09.9	(76)	2:03'09.9	(76)		50'03.7	
			SEIWALD Erika		69	1:17'38.3	(82)	3:20'48.2	(80)		1:18'24.5	
			STEINER Manfred		58	2:00'21.4	(85)	5:21'09.6	(83)		2:16'48.0	
84	254	RC ARBOE HALLEIN		A/D						5:23'15.2		
			MUELLER Michael		79	2:31'31.6	(86)	2:31'31.6	(86)		1:18'25.4	
			SCHNEIDER Christian		80	1:15'54.7	(81)	3:47'26.3	(85)		1:45'02.6	
			PITZER Gert		78	1:35'48.9	(70)	5:23'15.2	(84)		2:18'53.6	
85	287	ZON DE CADDN		ITA						5:33'20.3		
			WEBER Adriano		57	2:15'36.9	(83)	2:15'36.9	(83)		1:02'30.7	
			WEBER Daniele		68	1:14'09.4	(78)	3:29'46.3	(84)		1:27'22.6	
			WEBER Ivo		64	2:03'34.0	(86)	5:33'20.3	(85)		2:28'58.7	
86	234	234		AUT						5:37'00.0		
			DEUTSCH Daniela		64	2:23'20.0	(84)	2:23'20.0	(84)		1:10'13.8	
			BURGER Reinhard		89	1:24'33.2	(85)	3:47'53.2	(86)		1:45'29.5	
			DEUTSCH Harald		69	1:49'06.8	(81)	5:37'00.0	(86)		2:32'38.4	
			ISCRITTI	88								
			NON PARTITI ...	2								
246	VOLKSBANK	RUNNING TEAM		I/D								
			TARAS Heinze		75							
			ROSSATO Gianni		68							
			BONAZZA Kurt		70							
251	SV SCHLICKERALM			AUT								
			PRAXMARER Helmut		66							
			SCHLOEGL Michael		79							
			OBLASSER Lukas		83							
			NON ARRIVATI ..	0								
			SQUALIFICATI ..	0								



5.OETZI MARATHON 19-20/04/2008

CLASSIFICA UFFICIALE



POS	NUM PETT	SQUADRA CODICE	COGNOME e NOME	COM COD.	AN	TEMPO FRAZ.	POS FRAZ.	TOTALE STAFF.	POS STAFF.	TEMPO FINALE	DISTACCO	PNT TAB
STAFFETTA MASCHILE/HERREN STAFFEL UNDER 120												
1	201	KOLLAND	TOPSPORT ACSIS	I/A						3:04'21.6		
			STAUDER Roland		72	1:13'06.2	(1)	1:13'06.2	(1)		0.0	
			KROELL Markus		72	49'17.5	(5)	2:02'23.7	(1)		0.0	
			RINGHOFER Andreas		70	1:01'57.9	(3)	3:04'21.6	(1)		0.0	
2	202	WF-MECHANIK	KLAUSEN	ITA						3:08'24.0		
			STEINACHER Dario		74	1:20'22.6	(11)	1:20'22.6	(11)		7'16.4	
			FRICK Gerd		74	49'00.6	(4)	2:09'23.2	(5)		6'59.5	
			ZEMMER Urban		70	59'00.8	(1)	3:08'24.0	(2)		4'02.4	
3	203	EATANDWIND.DE		GER						3:08'47.7		
			STORBL Andreas		72	1:18'16.0	(7)	1:18'16.0	(7)		5'09.8	
			SCHIESSL Helmut		72	48'32.8	(2)	2:06'48.8	(3)		4'25.1	
			ECHTLER Martin		69	1:01'58.9	(4)	3:08'47.7	(3)		4'26.1	
4	204	SUED. LAUFVEREIN	DYNAFIT	ITA						3:09'15.1		
			FONTANA Klaus		72	1:14'58.9	(2)	1:14'58.9	(2)		1'52.7	
			ACHMUELLER Hermann		71	48'28.0	(1)	2:03'26.9	(2)		1'03.2	
			INNERHOFER Paul		74	1:05'48.2	(8)	3:09'15.1	(4)		4'53.5	
5	218	RENNTEAM	ALPACHTAL	AUT						3:12'38.1		
			LAIMGRUBER Bernhard		74	1:17'53.2	(5)	1:17'53.2	(5)		4'47.0	
			LECHLEITNER Simon		79	50'06.5	(7)	2:07'59.7	(4)		5'36.0	
			HOLZER Manfred		68	1:04'38.4	(6)	3:12'38.1	(5)		8'16.5	
6	295	TOURISMUSVEREIN	NATURNS	ITA						3:17'03.2		
			UNTERHOFER Lukas		87	1:20'15.1	(9)	1:20'15.1	(9)		7'08.9	
			ANGERER Guenther		73	49'56.7	(6)	2:10'11.8	(6)		7'48.1	
			PLATZGUMMER Walter		62	1:06'51.4	(12)	3:17'03.2	(6)		12'41.6	
7	208	G.S.FORESTALE		ITA						3:17'19.8		
			VISINELLI Rafael		85	1:22'29.7	(14)	1:22'29.7	(14)		9'23.5	
			AGOSTINI Marca		68	48'55.7	(3)	2:11'25.4	(8)		9'01.7	
			MILESI Davide		64	1:05'54.4	(9)	3:17'19.8	(7)		12'58.2	
8	219	RC MARTIN	BIKE SHOP	D/A						3:17'21.1		
			ORTNER Andreas		75	1:16'52.7	(3)	1:16'52.7	(3)		3'46.5	
			WACHTER Josef		68	57'35.4	(23)	2:14'28.1	(13)		12'04.4	
			FASSER Alexander		75	1:02'53.0	(5)	3:17'21.1	(8)		12'59.5	
9	205	TEAM BOGN	DA NIA	ITA						3:18'33.3		
			TUMLER Michael		85	1:17'51.7	(4)	1:17'51.7	(4)		4'45.5	
			CHENELLI Massimiliano		72	55'53.2	(19)	2:13'44.9	(12)		11'21.2	
			ZULIAN Ivo		80	1:04'48.4	(7)	3:18'33.3	(9)		14'11.7	
10	257	RAIFFEISEN	EXTREM TEAM	AUT						3:19'40.5		
			RUBISOIER Daniel		82	1:21'39.3	(13)	1:21'39.3	(13)		8'33.1	
			MAUSSER Martin		80	51'46.9	(11)	2:13'26.2	(11)		11'02.5	
			BADER Martin		85	1:06'14.3	(10)	3:19'40.5	(10)		15'18.9	




POS	NUM PETT	SQUADRA CODICE	COGNOME e NOME	COM	COD. AN	TEMPO FRAZ.	POS FRAZ.	TOTALE STAFF.	POS STAFF.	TEMPO FINALE	DISTACCO	PNT TAB							
11	220	U.S. ALDO MORO PALUZZA	ZANDEGIACOMO Alessandro	ITA	74	1:25'57.3	(21)	1:25'57.3	(21)	3:19'49.4	12'51.1								
													CANEVA Gino	66	52'55.6	(14)	2:18'52.9	(15)	16'29.2
													PIVK Tadei	81	1:00'56.5	(2)	3:19'49.4	(11)	15'27.8
12	210	DYNAFIT INT. RACIN TEAM	BURGSTEINER Gerald	AUT	82	1:18'07.9	(6)	1:18'07.9	(6)	3:20'37.3	5'01.7								
													SCHLEIPFNER Andreas	71	52'19.5	(12)	2:10'27.4	(7)	8'03.7
													GOESWEINER Klaus	80	1:10'09.9	(17)	3:20'37.3	(12)	16'15.7
13	240	TEAM SPONSOR ITALIA	OBERBICHLER Andreas	ITA	73	1:22'47.0	(15)	1:22'47.0	(15)	3:21'54.1	9'40.8								
													BURGER Michael	78	50'19.4	(8)	2:13'06.4	(9)	10'42.7
													GRUENER Martin	78	1:08'47.7	(15)	3:21'54.1	(13)	17'32.5
14	206	TEAM HOTEL LINDENHOF	CASASSA Stefano	ITA	75	1:20'16.7	(10)	1:20'16.7	(10)	3:24'51.1	7'10.5								
													FEDEL Silvano	66	52'55.6	(14)	2:13'12.3	(10)	10'48.6
													PLATZGUMMER Norbert	70	1:11'38.8	(21)	3:24'51.1	(14)	20'29.5
15	273	ASV MALS TRIATHLON	DIETL Stefan	ITA	71	1:27'24.9	(22)	1:27'24.9	(22)	3:29'31.3	14'18.7								
													NIEDEREGGER Thomas	84	50'39.6	(9)	2:18'04.5	(14)	15'40.8
													ERHARD Alexander	78	1:11'26.8	(19)	3:29'31.3	(15)	25'09.7
16	291	ARBOE PILLERSEEBIKER	BERGMANN Bernd	AUT	72	1:24'27.3	(18)	1:24'27.3	(18)	3:29'53.9	11'21.1								
													WUNSCH Manfred	77	58'49.4	(30)	2:23'16.7	(19)	20'53.0
													WOERTHER Georg	64	1:06'37.2	(11)	3:29'53.9	(16)	25'32.3
17	263	MARTINS BIKESHOP	LIDICKY Lorenz	A/D	86	1:19'57.2	(8)	1:19'57.2	(8)	3:29'56.2	6'51.0								
													TIEFENTHALER Klaus	65	59'30.1	(33)	2:19'27.3	(16)	17'03.6
													HOHENWARTER Herbert	69	1:10'28.9	(18)	3:29'56.2	(17)	25'34.6
18	277	MOUNTAINBIKER KLAGENFURT	SCHELLANDER Werner	A/I	63	1:34'15.1	(35)	1:34'15.1	(35)	3:37'28.0	21'08.9								
													KROEHN Niklas	71	53'33.4	(16)	2:27'48.5	(20)	25'24.8
													DELLA MEA Giuseppe	87	1:09'39.5	(16)	3:37'28.0	(18)	33'06.4
19	250	TRISPORT ANGER	MUEHLBAUER Hans	GER	80	1:29'10.0	(23)	1:29'10.0	(23)	3:39'48.4	16'03.8								
													ROETTGEN Frank	78	53'57.4	(17)	2:23'07.4	(18)	20'43.7
													TROEBELSPERGER Bernd	76	1:16'41.0	(31)	3:39'48.4	(19)	35'26.8
20	262	ALPIN GO VAL RENDENA	MAGANZINI Paolo	ITA	84	1:32'28.8	(30)	1:32'28.8	(30)	3:42'51.4	19'22.6								
													COZZINI Enrico	85	56'04.5	(20)	2:28'33.3	(22)	26'09.6
													MATURI Fabiano	82	1:14'18.1	(25)	3:42'51.4	(20)	38'29.8
21	293	SCI CLUB S.MARTINO	TAUFER Alessandro	ITA	81	1:25'48.4	(20)	1:25'48.4	(20)	3:43'32.8	12'42.2								
													PIASENTE Mario	65	1:02'37.8	(40)	2:28'26.2	(21)	26'02.5
													DE LAZZER Giuseppe	65	1:15'06.6	(27)	3:43'32.8	(21)	39'11.2
22	244	244	WALLNOEFER Freddi	ITA	74	1:21'14.7	(12)	1:21'14.7	(12)	3:43'36.5	8'08.5								
													SCHWEIGL Alexander	74	58'26.5	(29)	2:19'41.2	(17)	17'17.5
													OBERPRANTACHER Tony	76	1:23'55.3	(41)	3:43'36.5	(22)	39'14.9
23	209	ALPTRAUM AUS OBERSTORF	VOLLMER Lars	GER	72	1:31'49.8	(26)	1:31'49.8	(26)	3:45'13.7	18'43.6								
													SCHILCHER Heinz	70	59'23.8	(32)	2:31'13.6	(29)	28'49.9
													HOLLERBACH Martin	69	1:14'00.1	(23)	3:45'13.7	(23)	40'52.1
24	248	MOUTAIN-MANIACS.AT	RECHEIS Thomas	AUT	85	1:32'10.2	(27)	1:32'10.2	(27)	3:45'15.6	19'04.0								
													EBENBICHLER Florian	85	57'58.1	(24)	2:30'08.3	(27)	27'44.6
													HOFER Alexander	85	1:15'07.3	(28)	3:45'15.6	(24)	40'54.0

POS	NUM PETT	SQUADRA CODICE	COGNOME e NOME	COM	COD. AN	TEMPO FRAZ.	POS FRAZ.	TOTALE STAFF.	POS STAFF.	TEMPO FINALE	DISTACCO	PNT TAB	
25	243	TEAM MOSER SPECK	LOCHMANN Thomas	ITA	82	1:23'11.4	(16)	1:23'11.4	(16)	3:48'41.0	10'05.2		
					69	1:07'03.9	(51)	2:30'15.3	(28)				27'51.6
					69	1:18'25.7	(32)	3:48'41.0	(25)				44'19.4
26	281	ZKG VINTL 1	ROGEN Martin	ITA	73	1:36'16.2	(37)	1:36'16.2	(37)	3:50'06.4	23'10.0		
					80	52'48.7	(13)	2:29'04.9	(23)				26'41.2
					74	1:21'01.5	(36)	3:50'06.4	(26)				45'44.8
27	229	SPORT SEPPI POWER TEAM	RAHM Markus	AUT	73	1:37'46.9	(39)	1:37'46.9	(39)	3:50'10.4	24'40.7		
					74	1:00'26.5	(36)	2:38'13.4	(35)				35'49.7
					75	1:11'57.0	(22)	3:50'10.4	(27)				45'48.8
28	261	SKI-BIKE-RUNNER VINSCHGAU	JUNG Daniel	ITA	83	1:32'45.0	(31)	1:32'45.0	(31)	3:50'29.1	19'38.8		
					73	57'12.5	(22)	2:29'57.5	(25)				27'33.8
					78	1:20'31.6	(34)	3:50'29.1	(28)				46'07.5
29	285	LA OLA	BLASSNIG Helmut	AUT	78	1:44'08.2	(50)	1:44'08.2	(50)	3:51'39.2	31'02.0		
					80	59'56.0	(34)	2:44'04.2	(46)				41'40.5
					84	1:07'35.0	(13)	3:51'39.2	(29)				47'17.6
30	286	IL BRADIPO	MISSERONI Fabio	ITA	61	1:32'13.5	(28)	1:32'13.5	(28)	3:51'57.3	19'07.3		
					89	1:08'11.4	(57)	2:40'24.9	(39)				38'01.2
					72	1:11'32.4	(20)	3:51'57.3	(30)				47'35.7
31	238	EUROKRAN SARNTAL	OBERKALMSTEINER Hansjoerg	ITA	72	1:31'42.4	(25)	1:31'42.4	(25)	3:52'04.8	18'36.2		
					69	58'15.5	(26)	2:29'57.9	(26)				27'34.2
					72	1:22'06.9	(37)	3:52'04.8	(31)				47'43.2
32	270	AD ALTOPIANO BRENTONICO	GIACOMUZZI Nicola	ITA	69	1:38'09.1	(40)	1:38'09.1	(40)	3:52'11.5	25'02.9		
					63	58'18.3	(27)	2:36'27.4	(33)				34'03.7
					84	1:15'44.1	(29)	3:52'11.5	(32)				47'49.9
33	268	ASV JENESIEN	KASERER Stephan	ITA	84	1:25'27.8	(19)	1:25'27.8	(19)	3:54'50.2	12'21.6		
					60	1:04'01.6	(47)	2:29'29.4	(24)				27'05.7
					80	1:25'20.8	(45)	3:54'50.2	(33)				50'28.6
34	245	HOBBYTEAM KASTELRUTH	ZEMMER Michael	ITA	85	1:34'03.0	(34)	1:34'03.0	(34)	3:56'01.1	20'56.8		
					85	1:07'55.7	(56)	2:41'58.7	(43)				39'35.0
					82	1:14'02.4	(24)	3:56'01.1	(34)				51'39.5
35	237	ASV TRIATHLON MALS	BERNHART Andreas	ITA	81	1:38'13.9	(41)	1:38'13.9	(41)	3:56'23.6	25'07.7		
					74	1:03'14.3	(43)	2:41'28.2	(41)				39'04.5
					82	1:14'55.4	(26)	3:56'23.6	(35)				52'02.0
36	289	RV EDELROT LANA	BARLINI Lukas	ITA	87	1:24'22.6	(17)	1:24'22.6	(17)	3:56'25.4	11'16.4		
					64	1:07'07.0	(52)	2:31'29.6	(30)				29'05.9
					63	1:24'55.8	(43)	3:56'25.4	(36)				52'03.8
37	258	BRENTA TEAM	MARTIGNONI Andrea	ITA	80	1:38'44.3	(42)	1:38'44.3	(42)	3:58'23.8	25'38.1		
					76	1:03'35.1	(46)	2:42'19.4	(45)				39'55.7
					76	1:16'04.4	(30)	3:58'23.8	(37)				54'02.2
38	266	BADIASPORT	PESCOSTA Werner	ITA	74	1:41'35.5	(45)	1:41'35.5	(45)	4:02'14.1	28'29.3		
					84	1:00'42.7	(37)	2:42'18.2	(44)				39'54.5
					84	1:19'55.9	(33)	4:02'14.1	(38)				57'52.5

POS	NUM PETT	SQUADRA CODICE	COGNOME e NOME	COM	COD. AN	TEMPO FRAZ.	POS FRAZ.	TOTALE STAFF.	POS STAFF.	TEMPO FINALE	DISTACCO	PNT TAB
39	279	TEAM WATZMANN SKI ALPIN		GER						4:02'22.2		
		WIMMER Werner			75	1:47'25.1	(53)	1:47'25.1	(53)		34'18.9	
		FRITZ Benedikt			82	51'35.0	(10)	2:39'00.1	(36)		36'36.4	
		VONDERTHANN Hans			61	1:23'22.1	(39)	4:02'22.2	(39)		58'00.6	
40	264	RV EDELROT LANA		ITA						4:02'50.6		
		ARMELLINI Walter			64	1:33'14.9	(32)	1:33'14.9	(32)		20'08.7	
		GEISER Thomas			65	1:03'32.7	(45)	2:36'47.6	(34)		34'23.9	
		KOFLER Klaus			84	1:26'03.0	(46)	4:02'50.6	(40)		58'29.0	
41	260	A.S.C. HAID		ITA						4:07'34.0		
		LUTZ Christoph			81	1:41'48.9	(47)	1:41'48.9	(47)		28'42.7	
		LUTZ Michael			79	58'19.6	(28)	2:40'08.5	(38)		37'44.8	
		PLANGGER Arthur			70	1:27'25.5	(48)	4:07'34.0	(41)		1:03'12.4	
42	224	ETZTHALERHOF		ITA						4:09'36.3		
		BLAAS Joachim			73	1:35'39.9	(36)	1:35'39.9	(36)		22'33.7	
		ETZTHALER Fritz			61	1:08'59.7	(59)	2:44'39.6	(47)		42'15.9	
		WEISSENSTEINER Ulrich			84	1:24'56.7	(44)	4:09'36.3	(42)		1:05'14.7	
43	225	225		ITA						4:09'41.9		
		BRERA MOLINARO Rosalba			65	2:07'58.7	(63)	2:07'58.7	(63)		54'52.5	
		DEPEDRI Christian			72	53'58.4	(18)	3:01'57.1	(57)		59'33.4	
		DEGASPERI Manuel			76	1:07'44.8	(14)	4:09'41.9	(43)		1:05'20.3	
44	223	GSA PENNE SPRINT		ITA						4:10'08.5		
		CASAGRANDA Thomas			85	1:32'26.3	(29)	1:32'26.3	(29)		19'20.1	
		PIVA Mattia			89	1:07'25.5	(53)	2:39'51.8	(37)		37'28.1	
		PIVA Gabriele			80	1:30'16.7	(55)	4:10'08.5	(44)		1:05'46.9	
45	271	271		ITA						4:11'08.0		
		NISCHLER Andreas			81	1:39'14.1	(43)	1:39'14.1	(43)		26'07.9	
		WINDISCH Rupert			67	1:08'37.0	(58)	2:47'51.1	(49)		45'27.4	
		SCHNITZER Klaus			86	1:23'16.9	(38)	4:11'08.0	(45)		1:06'46.4	
46	290	BRENTA TEAM		ITA						4:15'58.9		
		SCOZZAFAVA Giuseppe			60	1:54'32.7	(56)	1:54'32.7	(56)		41'26.5	
		BOSETTI Alessio			81	1:00'45.8	(38)	2:55'18.5	(53)		52'54.8	
		SALVADORI Enos			68	1:20'40.4	(35)	4:15'58.9	(46)		1:11'37.3	
47	265	RCS TEAM		ITA						4:15'59.6		
		RIOLFATTI Riccardo			69	1:31'32.5	(24)	1:31'32.5	(24)		18'26.3	
		CUEL Fabrizio			73	1:04'23.6	(50)	2:35'56.1	(32)		33'32.4	
		SARTORI Alberto			71	1:40'03.5	(63)	4:15'59.6	(47)		1:11'38.0	
48	221	GSA PENNE SPRINT		ITA						4:16'24.6		
		PINTARELLI Michele			81	1:39'23.0	(44)	1:39'23.0	(44)		26'16.8	
		OSS PINTER Francesca			82	1:12'35.4	(61)	2:51'58.4	(52)		49'34.7	
		BAMPI Marco			76	1:24'26.2	(42)	4:16'24.6	(48)		1:12'03.0	
49	227	DORNROESCHEN		ITA						4:18'34.6		
		ANDREIS Alex			69	1:41'36.7	(46)	1:41'36.7	(46)		28'30.5	
		RATSCHILLER Kurt			78	1:00'17.2	(35)	2:41'53.9	(42)		39'30.2	
		AICHNER Thomas			70	1:36'40.7	(60)	4:18'34.6	(49)		1:14'13.0	
50	267	TEAM FLORIAN GURSCHLER		I/D						4:18'56.5		
		SARTORI Robert			80	1:43'53.3	(49)	1:43'53.3	(49)		30'47.1	
		LORENZ Andreas			80	57'06.5	(21)	2:40'59.8	(40)		38'36.1	
		FLOESS David			83	1:37'56.7	(61)	4:18'56.5	(50)		1:14'34.9	
51	252	BRENTA TEAM		ITA						4:19'07.5		
		BRANDSTETTER Claudio			76	1:37'07.6	(38)	1:37'07.6	(38)		24'01.4	
		MORANDUZZO Giulio			59	1:11'48.0	(60)	2:48'55.6	(50)		46'31.9	
		DEAVI Paolo			72	1:30'11.9	(54)	4:19'07.5	(51)		1:14'45.9	
52	275	SCS GUIT DRAU		ITA						4:23'12.5		
		MARKART Helmut			81	1:47'09.8	(52)	1:47'09.8	(52)		34'03.6	
		NIEDERMAIR Mathias			79	1:02'58.5	(41)	2:50'08.3	(51)		47'44.6	
		STOCKNER Josef			76	1:33'04.2	(57)	4:23'12.5	(52)		1:18'50.9	

POS	NUM PETT	SQUADRA CODICE	COGNOME e NOME	COM	COD. AN	TEMPO FRAZ.	POS FRAZ.	TOTALE STAFF.	POS STAFF.	TEMPO FINALE	DISTACCO	PNT TAB	
53	272	272	ZEMMER Andreas	ITA	75	1:33'55.1	(33)	1:33'55.1	(33)	4:26'59.4	20'48.9		
			STUEFER Manfred		72	1:01'45.0	(39)	2:35'40.1	(31)				33'16.4
			PROSSLINER Heinz		71	1:51'19.3	(67)	4:26'59.4	(53)				1:22'37.8
54	249	BIKE CLUB KLAUSEN	GFADER Peter	ITA	79	1:43'16.2	(48)	1:43'16.2	(48)	4:27'38.9	30'10.0		
			LEONHARDT Sebastian		79	1:03'23.7	(44)	2:46'39.9	(48)				44'16.2
			RUNGGALDIER Patrick		79	1:40'59.0	(65)	4:27'38.9	(54)				1:23'17.3
55	284	KSV TRIATHLON	BERTELLA Martin	ITA	64	1:57'50.5	(58)	1:57'50.5	(58)	4:28'37.9	44'44.3		
			ELLER Andreas		80	1:03'08.7	(42)	3:00'59.2	(56)				58'35.5
			DISSERTORI Armin		82	1:27'38.7	(49)	4:28'37.9	(55)				1:24'16.3
56	232	KEGELSTUBE NATURNS	NISCHLER Klaus	ITA	80	1:46'56.5	(51)	1:46'56.5	(51)	4:29'38.1	33'50.3		
			SPECHTENHAUSER Daniel		81	1:13'17.8	(63)	3:00'14.3	(55)				57'50.6
			RAINER Josef		78	1:29'23.8	(52)	4:29'38.1	(56)				1:25'16.5
57	283	283	TRAUNER Eduard	ITA	76	1:58'57.4	(59)	1:58'57.4	(59)	4:29'49.4	45'51.2		
			GRUBER Thomas		73	1:04'02.5	(48)	3:02'59.9	(59)				1:00'36.2
			GRUBER Franz		70	1:26'49.5	(47)	4:29'49.4	(57)				1:25'27.8
58	236	OGM-RACING TEAM	GANTHALER Thomas	ITA	86	1:50'16.1	(54)	1:50'16.1	(54)	4:33'38.5	37'09.9		
			UNTERKOFER Mark		86	1:07'32.0	(54)	2:57'48.1	(54)				55'24.4
			PLANGGER Oswald		86	1:35'50.4	(59)	4:33'38.5	(58)				1:29'16.9
59	282	282	SAGMEISTER Stefan	ITA	76	2:06'23.0	(62)	2:06'23.0	(62)	4:35'23.4	53'16.8		
			BLAAS Tobias		83	58'56.7	(31)	3:05'19.7	(60)				1:02'56.0
			MUNTHER Martin		82	1:30'03.7	(53)	4:35'23.4	(59)				1:31'01.8
60	226	ASC WELSBERG	KAMELGER Armin	ITA	71	2:00'25.4	(60)	2:00'25.4	(60)	4:36'54.2	47'19.2		
			OBERSTALLER Robert		67	1:12'49.5	(62)	3:13'14.9	(63)				1:10'51.2
			KAMELGER Patrick		73	1:23'39.3	(40)	4:36'54.2	(60)				1:32'32.6
61	241	TEAM SCHLERN	REIDER Christoph	ITA	69	1:55'54.4	(57)	1:55'54.4	(57)	4:40'44.8	42'48.2		
			REIDER Guenther		71	1:15'47.0	(64)	3:11'41.4	(61)				1:09'17.7
			WOERNLE Christian		69	1:29'03.4	(51)	4:40'44.8	(61)				1:36'23.2
62	231	DIE LUMPELEN	GAMPER Thomas	ITA	74	1:54'27.9	(55)	1:54'27.9	(55)	4:42'41.3	41'21.7		
			LANGES Michael		56	1:07'47.5	(55)	3:02'15.4	(58)				59'51.7
			UNTERTHURNER Stephan		78	1:40'25.9	(64)	4:42'41.3	(62)				1:38'19.7
63	233	BRANDISKELLER LANA	FREI Franz	ITA	64	2:08'34.0	(64)	2:08'34.0	(64)	4:52'26.6	55'27.8		
			GURSCHLER Egon		89	1:04'19.4	(49)	3:12'53.4	(62)				1:10'29.7
			ZUGGAL Egon		75	1:39'33.2	(62)	4:52'26.6	(63)				1:48'05.0
64	288	TEAM 42	APPOLONIA Giacomo	ITA	71	2:29'24.4	(66)	2:29'24.4	(66)	4:55'20.6	1:16'18.2		
			ANGELI Manuel		75	58'12.2	(25)	3:27'36.6	(64)				1:25'12.9
			VERALDI Mirco		74	1:27'44.0	(50)	4:55'20.6	(64)				1:50'59.0
65	239	TEAM ATHESIA	SPECHTENHAUSER Lukas	ITA	75	2:06'21.3	(61)	2:06'21.3	(61)	5:02'06.5	53'15.1		
			MITTELBERGER Dieter		65	1:22'53.1	(66)	3:29'14.4	(65)				1:26'50.7
			RIZZI Eduard		71	1:32'52.1	(56)	5:02'06.5	(65)				1:57'44.9
66	254	RC ARBOE HALLEIN	MUELLER Michael	A/D	79	2:31'31.6	(67)	2:31'31.6	(67)	5:23'15.2	1:18'25.4		
			SCHNEIDER Christian		80	1:15'54.7	(65)	3:47'26.3	(66)				1:45'02.6
			PITZER Gert		78	1:35'48.9	(58)	5:23'15.2	(66)				2:18'53.6

POS	NUM PETT	SQUADRA CODICE	COGNOME e NOME	COM	COD. AN	TEMPO FRAZ.	POS FRAZ.	TOTALE STAFF.	POS STAFF.	TEMPO FINALE	DISTACCO	PNT TAB
67	234	234		AUT						5:37'00.0		
			DEUTSCH Daniela		64	2:23'20.0	(65)	2:23'20.0	(65)		1:10'13.8	
			BURGER Reinhard		89	1:24'33.2	(67)	3:47'53.2	(67)		1:45'29.5	
			DEUTSCH Harald		69	1:49'06.8	(66)	5:37'00.0	(67)		2:32'38.4	
			ISCRITTI		69							
			NON PARTITI ...		2							
246	VOLKSBANK	RUNNING TEAM		I/D								
		TARAS Heinze			75							
		ROSSATO Gianni			68							
		BONAZZA Kurt			70							
251	SV SCHLICKERALM			AUT								
		PRAXMARER Helmut			66							
		SCHLOEGL Michael			79							
		OBLASSER Lukas			83							
		NON ARRIVATI ..			0							
		SQUALIFICATI ..			0							



5.OETZI MARATHON 19-20/04/2008

CLASSIFICA UFFICIALE



POS	NUM PETT	SQUADRA CODICE	COGNOME e NOME	COM AN	COD. FRAZ.	TEMPO FRAZ.	POS FRAZ.	TOTALE STAFF.	POS STAFF.	TEMPO FINALE	DISTACCO	PNT TAB
STAFFETTA MASCHILE/HERREN STAFFEL OVER 120												
1	230	RSV TEAM	LINDENHOF	ITA						3:27'33.6		
			PITSCHIEDER Werner		68	1:25'17.7	(2)	1:25'17.7	(2)		3'30.7	
			HUBER Heinrich		66	55'00.5	(2)	2:20'18.2	(1)		0.0	
			PLATZGUMMER Alois		64	1:07'15.4	(1)	3:27'33.6	(1)		0.0	
2	207	ASC SARNTAL-RAD		ITA						3:32'16.6		
			PERKMANN Walter		61	1:26'11.8	(3)	1:26'11.8	(3)		4'24.8	
			PREMSTALLER Manfred		62	56'04.4	(3)	2:22'16.2	(3)		1'58.0	
			HOFER Henry		78	1:10'00.4	(3)	3:32'16.6	(2)		4'43.0	
3	269	SCHLERN		ITA						3:33'27.3		
			BERNARD Nikolaus		58	1:30'17.9	(5)	1:30'17.9	(5)		8'30.9	
			MAYER Armin		66	51'08.9	(1)	2:21'26.8	(2)		1'08.6	
			RIER Viktor		60	1:12'00.5	(5)	3:33'27.3	(3)		5'53.7	
4	274	ARSU VINSCHGAU		ITA						3:35'54.6		
			PLATZER Stefan		77	1:21'47.0	(1)	1:21'47.0	(1)		0.0	
			HOELLER Josef		58	1:03'43.1	(9)	2:25'30.1	(4)		5'11.9	
			NEUMAIR Walter		63	1:10'24.5	(4)	3:35'54.6	(4)		8'21.0	
5	276	TYROLIT-SPORTGEMEINSCHAFT		AUT						3:46'01.3		
			KIRCHMAIR Guenter		54	1:31'47.1	(7)	1:31'47.1	(7)		10'00.1	
			WINDISCH Hannes		68	1:05'12.7	(10)	2:36'59.8	(6)		16'41.6	
			OTMAR Leo		54	1:09'01.5	(2)	3:46'01.3	(5)		18'27.7	
6	278	S.C.ALTOPIANO DI BRENTONICO		ITA						4:01'37.5		
			GIULIANI Claudio		62	1:29'46.3	(4)	1:29'46.3	(4)		7'59.3	
			DEGASPERI Dario		62	1:07'47.2	(11)	2:37'33.5	(7)		17'15.3	
			MODENA Giuliano		62	1:24'04.0	(9)	4:01'37.5	(6)		34'03.9	
7	253	RENNERCLUB VINSCHGAU		ITA						4:04'16.8		
			THOENI Heinrich		67	1:45'48.6	(11)	1:45'48.6	(11)		24'01.6	
			THOENI Walter		66	57'34.5	(5)	2:43'23.1	(9)		23'04.9	
			THOENI Josef		59	1:20'53.7	(7)	4:04'16.8	(7)		36'43.2	
8	247	MARATHONLEUFER VINSCHGAU		ITA						4:06'22.7		
			MACH Roman		66	1:45'55.1	(12)	1:45'55.1	(12)		24'08.1	
			KUPPELWIESER Florian		67	57'23.0	(4)	2:43'18.1	(8)		22'59.9	
			MEISTER Ulrich		60	1:23'04.6	(8)	4:06'22.7	(8)		38'49.1	
9	280	ZKG VINTL 2		ITA						4:13'19.5		
			UNTERPERTINGER Filipp		72	1:43'13.3	(9)	1:43'13.3	(9)		21'26.3	
			MOSER Paul		72	1:03'00.3	(8)	2:46'13.6	(10)		25'55.4	
			SEEBACHER Raimund		54	1:27'05.9	(10)	4:13'19.5	(9)		45'45.9	
10	292	PIRCHER WERKZEUGBAU		ITA						4:17'30.1		
			THALER Arthur		69	1:31'09.1	(6)	1:31'09.1	(6)		9'22.1	
			UNGERICHT Toni		56	1:00'31.4	(6)	2:31'40.5	(5)		11'22.3	
			PIRCHER Martin		80	1:45'49.6	(15)	4:17'30.1	(10)		49'56.5	



POS	NUM PETT	SQUADRA CODICE	COGNOME e NOME	COM	COD. AN	TEMPO FRAZ.	POS FRAZ.	TOTALE STAFF.	POS STAFF.	TEMPO FINALE	DISTACCO	PNT TAB
11	222	GSA PENNE SPRINT		ITA						4:22'52.1		
			OSS Agostino		56	1:39'46.9	(8)	1:39'46.9	(8)		17'59.9	
			OSS CAZZADOR Milena		55	1:14'15.3	(16)	2:54'02.2	(11)		33'44.0	
			PIVA Eugenio		52	1:28'49.9	(12)	4:22'52.1	(11)		55'18.5	
12	294	BELA LADINIA		ITA						4:28'48.5		
			ROSA Ugo		63	2:07'25.0	(17)	2:07'25.0	(17)		45'38.0	
			PLONER Ivano		69	1:00'34.9	(7)	3:07'59.9	(15)		47'41.7	
			MICHELUZZI Oliva		52	1:20'48.6	(6)	4:28'48.5	(12)		1:01'14.9	
13	256	256		ITA						4:41'52.8		
			STAFFLER Andreas		64	1:55'30.0	(13)	1:55'30.0	(13)		33'43.0	
			KOFLER Arnold		69	1:09'08.6	(13)	3:04'38.6	(12)		44'20.4	
			STUPPNER Dieter		67	1:37'14.2	(13)	4:41'52.8	(13)		1:14'19.2	
14	228	OETZI-RADTEAM		AUT						4:42'50.4		
			KAPFERER Gebhard		74	1:44'42.6	(10)	1:44'42.6	(10)		22'55.6	
			GRUENER Harald		59	1:30'01.3	(19)	3:14'43.9	(16)		54'25.7	
			EITERER Helmut		54	1:28'06.5	(11)	4:42'50.4	(14)		1:15'16.8	
15	255	255		ITA						5:01'44.8		
			GASPARI Emilio		75	1:59'32.4	(15)	1:59'32.4	(15)		37'45.4	
			CATALINI Emanuele		65	1:08'21.2	(12)	3:07'53.6	(14)		47'35.4	
			CALVARESI Nando		59	1:53'51.2	(16)	5:01'44.8	(15)		1:34'11.2	
16	235	LG SCHLER		ITA						5:06'53.1		
			EGGER Arnold		59	1:55'35.4	(14)	1:55'35.4	(14)		33'48.4	
			PLANGGER Christian		90	1:11'43.0	(14)	3:07'18.4	(13)		47'00.2	
			PLANGGER Peter		53	1:59'34.7	(17)	5:06'53.1	(16)		1:39'19.5	
17	242	242		GER						5:08'39.1		
			WIEDNER Gerd		58	2:08'57.7	(18)	2:08'57.7	(18)		47'10.7	
			SCHOTT Danny		74	1:19'06.6	(18)	3:28'04.3	(18)		1:07'46.1	
			GEILKE Thomas		62	1:40'34.8	(14)	5:08'39.1	(17)		1:41'05.5	
18	259	DSG LESACHTAL		AUT						5:21'09.6		
			SEIWALD Gerhard		68	2:03'09.9	(16)	2:03'09.9	(16)		41'22.9	
			SEIWALD Erika		69	1:17'38.3	(17)	3:20'48.2	(17)		1:00'30.0	
			STEINER Manfred		58	2:00'21.4	(18)	5:21'09.6	(18)		1:53'36.0	
19	287	ZON DE CADDN		ITA						5:33'20.3		
			WEBER Adriano		57	2:15'36.9	(19)	2:15'36.9	(19)		53'49.9	
			WEBER Daniele		68	1:14'09.4	(15)	3:29'46.3	(19)		1:09'28.1	
			WEBER Ivo		64	2:03'34.0	(19)	5:33'20.3	(19)		2:05'46.7	
			ISCRITTI	19							
			NON PARTITI	...	0							
			NON ARRIVATI	..	0							
			SQUALIFICATI	..	0							