

HORNSCHLITTEN

MOOS in PASSEIER

14-15/02/2015





Rennkomitee - racing committee

ISSU-Delegierter-Representative	ISSU: PLATTNER ANDREAS	ITA
Tech.Delegierter - Tech.Delegate	: PLATTNER ANDREAS	ITA
Jury-Vorsitzender	: PLATTNER ANDREAS	ITA
Jury	: HINTEREGGER ALOIS	ITA
Jury	: KUEHNIS DANIEL	SUI
FISI Delegierte - Delegato FISI	:	
Rennleiter - Racing Director	: OTHMAR TRIBUS	ITA
Startleiter - Starting Controller	: HINTEREGGER ALOIS	ITA
Zielleiter - Finish Controller	: KUEHNIS DANIEL	SUI
Bahnchef - Chief of track	: GOEGELE MARTIN	ITA

Technische Daten - Technical Specifications

NATURRODELBAHN - TRACK
BERGKRISTALL - 2012/158/NB
Start, Seehöhe - Start, altitude : 1.567 m
Ziel, Seehöhe - Finish, altitude : 1.453 m
Höhenunterschied - difference of altitude : 114 m
Streckenlänge - length of course : 910 m
durchschnittliches Gefälle -Average gap : 13 %

Ergebnisliste - CLASSIFICA

Rng Rnk	Stn. Stn.	Teilnehmer Competitor	Nat Nat	Zwischen- und Sequenzzeiten Intermediate and sequence times			Zielzeit Fin.time	Diff Diff	
Herren									
1.	12	ASC STANGE I							
		HACKHOFER Armin	ITA	1.L	02.67 (3)	25.85 (2)	0:39.38 (1)	(13) 1:01.07 (1)	0,00
		BRAUNHOFER Daniel			<i>23,18 (2)</i>	<i>13,53(1)</i>	<i>21,69 (2)</i>	<i>(13)</i>	
		BRAUNHOFER Tobias		2.L	02.65 (4)	25.87 (1)	0:39.26 (1)	(13) 1:01.17 (1)	0,00
					<i>23,22 (1)</i>	<i>13,39 (1)</i>	<i>82,98 (2)</i>	<i>21,91 (3)</i>	
				GS				2:02.24	0,00
2.	2	ASC STANGE II							
		HINTEREGGER Michael	ITA	1.L	02.65 (2)	25.80 (1)	0:39.58 (2)	(13) 1:01.15 (2)	0,08
		KAHN Peter			<i>23,15 (1)</i>	<i>13,78(2)</i>	<i>21,57 (1)</i>	<i>(13)</i>	
		RAINER Ulrich		2.L	02.63 (2)	26.02 (2)	0:39.71 (2)	(13) 1:01.36 (2)	0,19
					<i>23,39 (3)</i>	<i>13,69 (3)</i>	<i>82,80 (1)</i>	<i>21,65 (1)</i>	
				GS				2:02.51	0,27
3.	7	ASV LUESEN Team 2							
		UEBERBACHER Damian	ITA	1.L	02.74 (6)	27.02 (5)	0:40.92 (5)	(13) 1:02.72 (4)	1,65
		GRITSCH Ivan			<i>24,28 (5)</i>	<i>13,90(4)</i>	<i>21,80 (3)</i>	<i>(13)</i>	
		PLONER Elias		2.L	02.74 (10)	26.48 (4)	0:40.13 (4)	(13) 1:01.99 (4)	0,82
					<i>23,74 (4)</i>	<i>13,65 (2)</i>	<i>84,58 (3)</i>	<i>21,86 (2)</i>	
				GS				2:04.71	2,47
4.	5	ASV LUESEN Team 1							
		HINTEREGGER Simon	ITA	1.L	02.83 (13)	26.70 (3)	0:40.79 (4)	(13) 1:02.98 (5)	1,91
		KASER Damian			<i>23,87 (3)</i>	<i>14,09(5)</i>	<i>22,19 (7)</i>	<i>(13)</i>	
		FEDERSPIELER Hannes		2.L	02.80 (13)	26.06 (3)	0:39.82 (3)	(13) 1:01.93 (3)	0,76
					<i>23,26 (2)</i>	<i>13,76 (4)</i>	<i>85,09 (5)</i>	<i>22,11 (6)</i>	
				GS				2:04.91	2,67



HORNSCHLITTEN
MOOS in PASSEIER

Ergebnisliste - CLASSIFICA

Rng Rnk	Stn. Stn.	Teilnehmer Competitor	Nat Nat	Zwischen- und Sequenzzeiten Intermediate and sequence times			Zielzeit Fin.time	Diff Diff	
5.	11	HSC Henau							
		HALBEISEN Andreas	SUI	1.L	02.77 (8)	26.95 (4)	0:40.73 (3)	(13) 1:02.63 (3)	1,56
		MEURI Roger			<i>24,18 (4)</i>	<i>13,78(2)</i>	<i>21,90 (4)</i>	<i>(13)</i>	
		MEURI Pascal		2.L	02.72 (8)	26.79 (6)	0:40.68 (5)	(13) 1:02.66 (5)	1,49
				<i>24,07 (5)</i>	<i>13,89 (5)</i>	<i>84,61 (4)</i>	<i>21,98 (4)</i>		
			GS				2:05.29	3,05	
6.	6	HSC URI							
		ARNOLD Richard	SUI	1.L	02.82 (12)	27.15 (7)	0:41.33 (6)	(13) 1:03.53 (6)	2,46
		HERGER Sepp			<i>24,33 (6)</i>	<i>14,18(6)</i>	<i>22,20 (8)</i>	<i>(13)</i>	
		GISLER Thomy		2.L	02.71 (7)	27.04 (9)	0:41.33 (9)	(13) 1:03.44 (8)	2,27
				<i>24,33 (8)</i>	<i>14,29 (9)</i>	<i>85,64 (6)</i>	<i>22,11 (6)</i>		
			GS				2:06.97	4,73	
7.	9	HSC Vögelsberg Montage Chris 2							
		PREM Marco	AUT	1.L	02.74 (6)	27.31 (8)	0:41.65 (8)	(13) 1:03.96 (7)	2,89
		LENER Martin			<i>24,57 (8)</i>	<i>14,34(7)</i>	<i>22,31 (9)</i>	<i>(13)</i>	
		WALLNER Bernhard		2.L	02.67 (5)	27.17 (12)	0:41.18 (8)	(13) 1:03.43 (7)	2,26
				<i>24,50 (12)</i>	<i>14,01 (6)</i>	<i>86,21 (7)</i>	<i>22,25 (8)</i>		
			GS				2:07.39	5,15	
8.	8	HSC Vögelsberg Montage Chris 1							
		ERLER Michael	AUT	1.L	02.68 (4)	27.48 (11)	0:41.87 (11)	(13) 1:04.41 (11)	3,34
		LIEBL Markus			<i>24,80 (12)</i>	<i>14,39(8)</i>	<i>22,54 (11)</i>	<i>(13)</i>	
		ARNOLD Thomas		2.L	02.64 (3)	26.76 (5)	0:40.78 (6)	(13) 1:03.35 (6)	2,18
				<i>24,12 (6)</i>	<i>14,02 (7)</i>	<i>86,98 (12)</i>	<i>22,57 (13)</i>		
			GS				2:07.76	5,52	
9.	3	SC Hultfegg Wiesen 1							
		MEILE Ivo	SUI	1.L	02.71 (5)	27.11 (6)	0:41.53 (7)	(13) 1:04.13 (9)	3,06
		STRASSMANN Marcel			<i>24,40 (7)</i>	<i>14,42(11)</i>	<i>22,60 (12)</i>	<i>(13)</i>	
		HOLLENSTEIN Michael		2.L	02.68 (6)	27.12 (11)	0:41.15 (7)	(13) 1:03.68 (10)	2,51
				<i>24,44 (10)</i>	<i>14,03 (8)</i>	<i>86,66 (9)</i>	<i>22,53 (12)</i>		
			GS				2:07.81	5,57	
10.	10	ASV JAUFENTAL							
		RAINER Aaron	ITA	1.L	02.64 (1)	27.39 (9)	0:41.79 (9)	(13) 1:03.97 (8)	2,90
		RAINER WIESER Ivan			<i>24,75 (10)</i>	<i>14,40(9)</i>	<i>22,18 (6)</i>	<i>(13)</i>	
		GSCHNITZER David		2.L	02.59 (1)	27.03 (8)	0:41.49 (11)	(13) 1:03.93 (11)	2,76
				<i>24,44 (10)</i>	<i>14,46 (11)</i>	<i>86,41 (8)</i>	<i>22,44 (10)</i>		
			GS				2:07.90	5,66	
11.	13	ASV St.LORENZEN Team Onach 1							
		GATTERER Roman	ITA	1.L	02.80 (10)	27.95 (13)	0:42.73 (13)	(13) 1:04.85 (12)	3,78
		HUBER Philipp			<i>25,15 (13)</i>	<i>14,78(12)</i>	<i>22,12 (5)</i>	<i>(13)</i>	
		HUBER Hannes		2.L	02.77 (12)	27.10 (10)	0:41.46 (10)	(13) 1:03.54 (9)	2,37
				<i>24,33 (9)</i>	<i>14,36 (10)</i>	<i>86,93 (11)</i>	<i>22,08 (5)</i>		
			GS				2:08.39	6,15	

HORNSCHLITTEN
MOOS in PASSEIER

Ergebnisliste - CLASSIFICA

Rng Rnk	Stn. Stn.	Teilnehmer Competitor	Nat Nat	Zwischen- und Sequenzzeiten Intermediate and sequence times			Zielzeit Fin.time	Diff Diff	
12.	4	HC Triesenberg							
		BUECHEL Patrick	LIE	1.L	02.78 (9)	27.42 (10)	0:41.83 (10)	(13) 1:04.31 (10)	3,24
		BUERZK Martin			<i>24,64 (9)</i>	<i>14,41(10)</i>	<i>22,48 (10)</i>	<i>(13)</i>	
		SCHEIDEGGER Jonas		2.L	02.72 (8)	27.49 (13)	0:41.98 (13)	(13) 1:04.37 (13)	3,20
					<i>24,77 (13)</i>	<i>14,49 (12)</i>	<i>86,70 (10)</i>	<i>22,39 (9)</i>	
				GS				2:08.68	6,44
13.	1	ASV St.LORENZEN Team Onach 2							
		GASSER Denis	ITA	1.L	02.81 (11)	27.56 (12)	0:42.52 (12)	(13) 1:05.73 (13)	4,66
		HUBER Matthias			<i>24,75 (10)</i>	<i>14,96(13)</i>	<i>23,21 (13)</i>	<i>(13)</i>	
		GATTERER Andreas		2.L	02.75 (11)	26.99 (7)	0:41.49 (11)	(13) 1:03.95 (12)	2,78
					<i>24,24 (7)</i>	<i>14,50 (13)</i>	<i>88,19 (13)</i>	<i>22,46 (11)</i>	
				GS				2:09.68	7,44

14 ASV Niederdorf-ASC Gsiesertal

ITA

N.A.S 1L

Bewerbsstatistik:

Für die Richtigkeit - Certified correct

Gemeldete Teilnehmer: 14

Ausgeschiedene Teilnehmer: 1

Gewertete Teilnehmer: 13

Juryvorsitzender:
 PLATTNER ANDREAS / ITA

Rennleiter:
 OTHMAR TRIBUS / ITA