

4.OETZI ALPIN MARATHON 21-22.04.2007





CLASSIFICA UFFICIALE

POS	NUM PETT	SQUADRA CODICE	COGNOME e NOME	COM	COD. AN	TEMPO FRAZ.	POS FRAZ.	TOTALE STAFF.	POS STAFF.	TEMPO FINALE	DISTACCO	PNT TAB
FEMMINILE / WEIBLICH												
1	21	MAZZUCCO	Laura	ITA		1:53'10.0 1:16'20.7 1:30'01.4	(1) (2) (1)	1:53'10.0 3:09'30.7 4:39'32.1	(1) (2) (1)	4:39'32.1	0.0 11.8 0.0	
2	27	INNERHOFER	Andrea	ITA		1:57'42.3 1:11'36.6 1:38'18.3	(3) (1) (2)	1:57'42.3 3:09'18.9 4:47'37.2	(3) (1) (2)	4:47'37.2	4'32.3 0.0 8'05.0	
3	22	DOSSI	Marcellina	ITA		2:00'05.6 1:20'16.3 1:53'51.7	(4) (4) (3)	2:00'05.6 3:20'21.9 5:14'13.6	(4) (3) (3)	5:14'13.6	6'55.6 11'03.0 34'41.4	
4	29	MORIONDO	Barbara	ITA		1:56'18.6 1:26'30.4 1:54'03.1	(2) (7) (4)	1:56'18.6 3:22'49.0 5:16'52.1	(2) (4) (4)	5:16'52.1	3'08.6 13'30.1 37'20.0	
5	28	PASQUARELLO	Arianna	ITA		2:06'24.8 1:19'17.2 2:14'49.8	(5) (3) (8)	2:06'24.8 3:25'42.0 5:40'31.8	(5) (5) (5)	5:40'31.8	13'14.8 16'23.1 1:00'59.6	
6	30	OBKIRCHER	Natalie	ITA		2:09'04.3 1:25'53.6 2:06'43.1	(6) (6) (7)	2:09'04.3 3:34'57.9 5:41'41.0	(6) (6) (6)	5:41'41.0	15'54.3 25'39.0 1:02'08.9	
7	24	BAERTSCHIGER	Monika	SUI		2:17'06.8 1:24'35.8 2:01'21.7	(7) (5) (5)	2:17'06.8 3:41'42.6 5:43'04.3	(7) (7) (7)	5:43'04.3	23'56.8 32'23.7 1:03'32.1	
8	26	CASTELLI	Simonetta	ITA		2:19'00.2 1:27'56.9 2:01'32.5	(8) (8) (6)	2:19'00.2 3:46'57.1 5:48'29.6	(8) (8) (8)	5:48'29.6	25'50.2 37'38.2 1:08'57.4	
9	23	FAUTRERO	Nadia	ITA		2:20'17.0 1:39'50.8 2:43'13.1	(9) (9) (9)	2:20'17.0 4:00'07.8 6:43'20.9	(9) (9) (9)	6:43'20.9	27'07.0 50'48.9 2:03'48.7	

ISCRITTI 10

NON PARTITI ... 0





POS	NUM PETT	SQUADRA CODICE	COGNOME e NOME	COM	COD. AN	TEMPO FRAZ.	POS FRAZ.	TOTALE STAFF.	POS STAFF.	TEMPO FINALE	DISTACCO	PNT TAB
-----	-------------	-------------------	----------------	-----	------------	----------------	--------------	------------------	---------------	-----------------	----------	------------


NON ARRIVATI .. 1


25 BIGAGLI Giovanna ITA

SQUALIFICATI .. 0


MASCHILE / MAENNLICH


1	2	KOGLER Stefan		AUT		1:20'40.0 (5) 58'02.4 (3) 1:12'25.3 (1)		1:20'40.0 (5) 2:18'42.4 (4) 3:31'07.7 (1)		3:31'07.7	3'27.2 1'43.6 0.0
2	17	HUG Alexander		SUI		1:20'57.8 (6) 58'27.7 (4) 1:12'50.4 (2)		1:20'57.8 (6) 2:19'25.5 (5) 3:32'15.9 (2)		3:32'15.9	3'45.0 2'26.7 1'08.2
3	4	STEINER Anton		ITA		1:22'33.4 (8) 54'25.4 (1) 1:15'34.3 (3)		1:22'33.4 (8) 2:16'58.8 (1) 3:32'33.1 (3)		3:32'33.1	5'20.6 0.0 1'25.4
4	1	VERBNJAK Heinz		AUT		1:17'12.8 (1) 1:01'09.2 (12) 1:15'54.8 (4)		1:17'12.8 (1) 2:18'22.0 (3) 3:34'16.8 (4)		3:34'16.8	0.0 1'23.2 3'09.1
5	16	WIELTSCHNIG Silvio		AUT		1:20'36.2 (4) 57'00.1 (2) 1:18'13.9 (6)		1:20'36.2 (4) 2:17'36.3 (2) 3:35'50.2 (5)		3:35'50.2	3'23.4 37.5 4'42.5
6	3	HOCHENWARTER Siegfried		AUT		1:19'40.2 (2) 1:01'19.7 (13) 1:18'32.8 (7)		1:19'40.2 (2) 2:20'59.9 (7) 3:39'32.7 (6)		3:39'32.7	2'27.4 4'01.1 8'25.0
7	5	LAINER Hans		AUT		1:21'59.0 (7) 1:01'49.1 (15) 1:18'49.6 (8)		1:21'59.0 (7) 2:23'48.1 (8) 3:42'37.7 (7)		3:42'37.7	4'46.2 6'49.3 11'30.0
8	19	WIDAUER Stefan		AUT		1:24'56.1 (13) 59'47.4 (8) 1:19'02.6 (9)		1:24'56.1 (13) 2:24'43.5 (9) 3:43'46.1 (8)		3:43'46.1	7'43.3 7'44.7 12'38.4
9	6	HEISS Karl		ITA		1:28'30.5 (21) 59'46.4 (7) 1:21'02.1 (10)		1:28'30.5 (21) 2:28'16.9 (14) 3:49'19.0 (9)		3:49'19.0	11'17.7 11'18.1 18'11.3
10	7	OSELE Roland		ITA		1:25'08.8 (14) 1:00'24.2 (10) 1:26'02.7 (19)		1:25'08.8 (14) 2:25'33.0 (12) 3:51'35.7 (10)		3:51'35.7	7'56.0 8'34.2 20'28.0







POS	NUM PETT	SQUADRA CODICE	COGNOME e NOME	COM	COD. AN	TEMPO FRAZ.	POS FRAZ.	TOTALE STAFF.	POS STAFF.	TEMPO FINALE	DISTACCO	PNT TAB
11	10	OBENDORFER	Richard	AUT		1:26'32.6 1:00'08.1 1:25'05.7	(16) (9) (17)	1:26'32.6 2:26'40.7 3:51'46.4	(16) (13) (11)	3:51'46.4	9'19.8 9'41.9 20'38.7	
12	44	GAMPER	Harald	ITA		1:27'37.3 1:00'51.8 1:24'15.2	(18) (11) (16)	1:27'37.3 2:28'29.1 3:52'44.3	(18) (15) (12)	3:52'44.3	10'24.5 11'30.3 21'36.6	
13	45	PFATTNER	Kurt	ITA		1:24'49.5 1:04'32.5 1:24'10.8	(12) (25) (15)	1:24'49.5 2:29'22.0 3:53'32.8	(12) (17) (13)	3:53'32.8	7'36.7 12'23.2 22'25.1	
14	87	DECLARA	Matthias	ITA		1:33'50.5 1:03'37.7 1:16'34.8	(33) (20) (5)	1:33'50.5 2:37'28.2 3:54'03.0	(33) (26) (14)	3:54'03.0	16'37.7 20'29.4 22'55.3	
15	15	TAUDERER	Bernd	AUT		1:22'39.9 1:02'51.4 1:28'56.0	(9) (19) (24)	1:22'39.9 2:25'31.3 3:54'27.3	(9) (11) (15)	3:54'27.3	5'27.1 8'32.5 23'19.6	
16	9	TESTOR	Norbert	ITA		1:32'24.5 59'20.3 1:22'47.0	(25) (6) (12)	1:32'24.5 2:31'44.8 3:54'31.8	(25) (18) (16)	3:54'31.8	15'11.7 14'46.0 23'24.1	
17	12	THALER	Benjamin	ITA		1:28'05.9 1:08'23.0 1:21'36.5	(20) (40) (11)	1:28'05.9 2:36'28.9 3:58'05.4	(20) (24) (17)	3:58'05.4	10'53.1 19'30.1 26'57.7	
18	40	ERTL	Wolfgang	AUT		1:27'38.8 1:05'03.5 1:26'19.2	(19) (26) (20)	1:27'38.8 2:32'42.3 3:59'01.5	(19) (19) (18)	3:59'01.5	10'26.0 15'43.5 27'53.8	
19	8	WEISENHORN	Oswald	ITA		1:20'33.5 59'16.1 1:41'09.9	(3) (5) (56)	1:20'33.5 2:19'49.6 4:00'59.5	(3) (6) (19)	4:00'59.5	3'20.7 2'50.8 29'51.8	
	31	ANTONIOLI	Daniel	ITA		1:27'34.5 1:05'34.5 1:27'50.5	(17) (29) (23)	1:27'34.5 2:33'09.0 4:00'59.5	(17) (21) (19)	4:00'59.5	10'21.7 16'10.2 29'51.8	
21	20	THALER	Sigmund	ITA		1:34'25.6 1:05'06.2 1:23'24.8	(37) (28) (13)	1:34'25.6 2:39'31.8 4:02'56.6	(37) (29) (21)	4:02'56.6	17'12.8 22'33.0 31'48.9	
22	11	CALMBACH	Uli	GER		1:36'05.6 1:02'11.3 1:25'50.0	(39) (17) (18)	1:36'05.6 2:38'16.9 4:04'06.9	(39) (27) (22)	4:04'06.9	18'52.8 21'18.1 32'59.2	







POS	NUM PETT	SQUADRA CODICE	COGNOME e NOME	COM	COD. AN	TEMPO FRAZ.	POS FRAZ.	TOTALE STAFF.	POS STAFF.	TEMPO FINALE	DISTACCO	PNT TAB
23	32	HAEMMERLE	Martin	AUT		1:24'15.8 1:05'04.9 1:35'45.0	(11) (27) (37)	1:24'15.8 2:29'20.7 4:05'05.7	(11) (16) (23)	4:05'05.7	7'03.0 12'21.9 33'58.0	
24	98	GOETSCH	Philip	ITA		1:33'55.4 1:08'43.5 1:24'08.4	(34) (41) (14)	1:33'55.4 2:42'38.9 4:06'47.3	(34) (36) (24)	4:06'47.3	16'42.6 25'40.1 35'39.6	
25	56	MOSER	Christian	ITA		1:38'26.5 1:02'03.1 1:27'25.8	(43) (16) (22)	1:38'26.5 2:40'29.6 4:07'55.4	(43) (32) (25)	4:07'55.4	21'13.7 23'30.8 36'47.7	
26	155	LANPACHER	Karl	ITA		1:32'49.4 1:06'11.3 1:30'10.6	(28) (32) (27)	1:32'49.4 2:39'00.7 4:09'11.3	(28) (28) (26)	4:09'11.3	15'36.6 22'01.9 38'03.6	
27	13	FRANK	Stefan	GER		1:28'42.0 1:04'17.5 1:37'23.1	(22) (23) (44)	1:28'42.0 2:32'59.5 4:10'22.6	(22) (20) (27)	4:10'22.6	11'29.2 16'00.7 39'14.9	
28	114	MARTINELLI	Andrea	ITA		1:32'22.5 1:08'12.5 1:30'35.8	(24) (39) (28)	1:32'22.5 2:40'35.0 4:11'10.8	(24) (33) (28)	4:11'10.8	15'09.7 23'36.2 40'03.1	
29	109	POLO	Claudio	ITA		1:39'29.8 1:03'47.0 1:29'34.4	(46) (21) (26)	1:39'29.8 2:43'16.8 4:12'51.2	(46) (37) (29)	4:12'51.2	22'17.0 26'18.0 41'43.5	
30	41	FENAROLO	Diego	ITA		1:32'48.0 1:11'00.2 1:29'28.0	(27) (53) (25)	1:32'48.0 2:43'48.2 4:13'16.2	(27) (38) (30)	4:13'16.2	15'35.2 26'49.4 42'08.5	
31	37	GSCHLISSER	Paul	ITA		1:32'26.8 1:02'28.4 1:38'36.8	(26) (18) (51)	1:32'26.8 2:34'55.2 4:13'32.0	(26) (22) (31)	4:13'32.0	15'14.0 17'56.4 42'24.3	
32	88	MITTERHOFER	Stefan	ITA		1:32'55.1 1:07'03.3 1:34'35.0	(31) (35) (35)	1:32'55.1 2:39'58.4 4:14'33.4	(31) (30) (32)	4:14'33.4	15'42.3 22'59.6 43'25.7	
33	93	GRITSCH	Andreas	AUT		1:23'25.4 1:01'38.1 1:50'23.2	(10) (14) (80)	1:23'25.4 2:25'03.5 4:15'26.7	(10) (10) (33)	4:15'26.7	6'12.6 8'04.7 44'19.0	
34	139	LERCHER	Karl	ITA		1:33'30.5 1:03'50.3 1:38'36.4	(32) (22) (50)	1:33'30.5 2:37'20.8 4:15'57.2	(32) (25) (34)	4:15'57.2	16'17.7 20'22.0 44'49.5	







POS	NUM PETT	SQUADRA CODICE	COGNOME e NOME	COM	COD. AN	TEMPO FRAZ.	POS FRAZ.	TOTALE STAFF.	POS STAFF.	TEMPO FINALE	DISTACCO	PNT TAB
35	46	HOLZER	Manfred	AUT		1:32'53.5 1:16'39.3 1:26'33.2	(30) (74) (21)	1:32'53.5 2:49'32.8 4:16'06.0	(30) (46) (35)	4:16'06.0	15'40.7 32'34.0 44'58.3	
36	89	ILLMER	Lorenz	ITA		1:32'51.1 1:07'36.6 1:36'11.2	(29) (37) (39)	1:32'51.1 2:40'27.7 4:16'38.9	(29) (31) (36)	4:16'38.9	15'38.3 23'28.9 45'31.2	
37	55	GAMPER	Stefan	ITA		1:31'56.7 1:09'11.8 1:35'30.9	(23) (43) (36)	1:31'56.7 2:41'08.5 4:16'39.4	(23) (34) (37)	4:16'39.4	14'43.9 24'09.7 45'31.7	
38	97	VISINTAINER	Valter	ITA		1:38'22.8 1:06'29.1 1:33'24.7	(42) (33) (33)	1:38'22.8 2:44'51.9 4:18'16.6	(42) (39) (38)	4:18'16.6	21'10.0 27'53.1 47'08.9	
39	42	PFATTNER	Franz	ITA		1:35'41.6 1:12'40.2 1:33'25.4	(38) (60) (34)	1:35'41.6 2:48'21.8 4:21'47.2	(38) (43) (39)	4:21'47.2	18'28.8 31'23.0 50'39.5	
	102	STEINER	Herbert	ITA		1:39'36.0 1:05'59.0 1:36'12.2	(48) (31) (40)	1:39'36.0 2:45'35.0 4:21'47.2	(48) (40) (39)	4:21'47.2	22'23.2 28'36.2 50'39.5	
41	149	GIUSIANO	Claudio	ITA		1:34'01.9 1:08'10.5 1:41'20.9	(35) (38) (58)	1:34'01.9 2:42'12.4 4:23'33.3	(35) (35) (41)	4:23'33.3	16'49.1 25'13.6 52'25.6	
42	136	STEINER	Helmut	ITA		1:39'34.5 1:13'56.1 1:32'11.5	(47) (66) (30)	1:39'34.5 2:53'30.6 4:25'42.1	(47) (50) (42)	4:25'42.1	22'21.7 36'31.8 54'34.4	
43	76	SCHLACHTER	Rolf	GER		1:40'43.1 1:07'28.5 1:38'02.1	(50) (36) (46)	1:40'43.1 2:48'11.6 4:26'13.7	(50) (42) (43)	4:26'13.7	23'30.3 31'12.8 55'06.0	
44	85	ANDREIS	Stefano	ITA		1:36'30.7 1:09'24.7 1:40'20.5	(40) (44) (54)	1:36'30.7 2:45'55.4 4:26'15.9	(40) (41) (44)	4:26'15.9	19'17.9 28'56.6 55'08.2	
45	35	ANNAHEIM	Daniel	SUI		1:41'57.2 1:12'19.0 1:33'21.0	(52) (57) (32)	1:41'57.2 2:54'16.2 4:27'37.2	(52) (52) (45)	4:27'37.2	24'44.4 37'17.4 56'29.5	
46	120	DE GASPERI	Alessandro	ITA		1:44'58.2 1:06'50.6 1:36'41.1	(59) (34) (42)	1:44'58.2 2:51'48.8 4:28'29.9	(59) (48) (46)	4:28'29.9	27'45.4 34'50.0 57'22.2	







POS	NUM PETT	SQUADRA CODICE	COGNOME e NOME	COM	COD. AN	TEMPO FRAZ.	POS FRAZ.	TOTALE STAFF.	POS STAFF.	TEMPO FINALE	DISTACCO	PNT TAB
47	115	TOSOLINI	Ermanno	ITA		1:40'44.9 1:10'52.6 1:40'24.3	(51) (52) (55)	1:40'44.9 2:51'37.5 4:32'01.8	(51) (47) (47)	4:32'01.8	23'32.1 34'38.7 1:00'54.1	
48	103	LORENZ	Andreas	GER		1:42'41.8 1:05'49.3 1:45'03.0	(55) (30) (67)	1:42'41.8 2:48'31.1 4:33'34.1	(55) (44) (48)	4:33'34.1	25'29.0 31'32.3 1:02'26.4	
49	117	WELLENZOHN	Klaus	ITA		1:47'02.7 1:14'14.6 1:32'43.8	(67) (67) (31)	1:47'02.7 3:01'17.3 4:34'01.1	(67) (65) (49)	4:34'01.1	29'49.9 44'18.5 1:02'53.4	
50	47	DEALBERTO	Dario	ITA		1:46'41.1 1:09'25.6 1:38'04.8	(65) (45) (47)	1:46'41.1 2:56'06.7 4:34'11.5	(65) (55) (50)	4:34'11.5	29'28.3 39'07.9 1:03'03.8	
51	142	CLAUS	Stephan	AUT		1:42'45.1 1:13'46.5 1:37'40.0	(56) (64) (45)	1:42'45.1 2:56'31.6 4:34'11.6	(56) (56) (51)	4:34'11.6	25'32.3 39'32.8 1:03'03.9	
52	64	MARGESIN	Michael	ITA		1:42'39.7 1:13'16.8 1:38'30.1	(54) (62) (49)	1:42'39.7 2:55'56.5 4:34'26.6	(54) (54) (52)	4:34'26.6	25'26.9 38'57.7 1:03'18.9	
53	107	LONGHINO	Walter	ITA		1:48'36.6 1:10'34.1 1:36'05.7	(73) (51) (38)	1:48'36.6 2:59'10.7 4:35'16.4	(73) (61) (53)	4:35'16.4	31'23.8 42'11.9 1:04'08.7	
54	70	STOFFEL	Roman	GER		1:38'31.7 1:16'11.2 1:44'34.6	(44) (72) (64)	1:38'31.7 2:54'42.9 4:39'17.5	(44) (53) (54)	4:39'17.5	21'18.9 37'44.1 1:08'09.8	
55	153	DIPPACHER	Matthias	GER		1:49'52.1 1:04'17.6 1:45'14.3	(77) (24) (68)	1:49'52.1 2:54'09.7 4:39'24.0	(77) (51) (55)	4:39'24.0	32'39.3 37'10.9 1:08'16.3	
56	81	MOSER	Adi	AUT		1:53'40.9 1:10'01.9 1:36'33.0	(94) (48) (41)	1:53'40.9 3:03'42.8 4:40'15.8	(94) (70) (56)	4:40'15.8	36'28.1 46'44.0 1:09'08.1	
57	127	MARTINI	Giuseppe	ITA		1:46'39.5 1:10'34.0 1:43'39.4	(64) (50) (61)	1:46'39.5 2:57'13.5 4:40'52.9	(64) (57) (57)	4:40'52.9	29'26.7 40'14.7 1:09'45.2	
58	92	MUSAZZI	Simone	ITA		1:49'55.3 1:08'48.2 1:42'20.7	(78) (42) (60)	1:49'55.3 2:58'43.5 4:41'04.2	(78) (59) (58)	4:41'04.2	32'42.5 41'44.7 1:09'56.5	







POS	NUM PETT	SQUADRA CODICE	COGNOME e NOME	COM	COD. AN	TEMPO FRAZ.	POS FRAZ.	TOTALE STAFF.	POS STAFF.	TEMPO FINALE	DISTACCO	PNT TAB
59	118	EGARTER	Karl	ITA		1:48'51.0 1:13'15.9 1:39'01.1	(75) (61) (52)	1:48'51.0 3:02'06.9 4:41'08.0	(75) (66) (59)	4:41'08.0	31'38.2 45'08.1 1:10'00.3	
60	83	DALBOSCO	Flavio	ITA		1:50'45.3 1:13'20.9 1:38'11.5	(83) (63) (48)	1:50'45.3 3:04'06.2 4:42'17.7	(83) (71) (60)	4:42'17.7	33'32.5 47'07.4 1:11'10.0	
61	62	EISENDLE	Roland	AUT		1:44'55.9 1:13'51.6 1:44'11.5	(58) (65) (63)	1:44'55.9 2:58'47.5 4:42'59.0	(58) (60) (61)	4:42'59.0	27'43.1 41'48.7 1:11'51.3	
62	14	GRASSERO	Paolo	ITA		1:51'06.8 1:11'47.0 1:41'32.2	(86) (55) (59)	1:51'06.8 3:02'53.8 4:44'26.0	(86) (67) (62)	4:44'26.0	33'54.0 45'55.0 1:13'18.3	
	135	STANZL	Walter	ITA		1:53'01.5 1:14'36.3 1:36'48.2	(92) (68) (43)	1:53'01.5 3:07'37.8 4:44'26.0	(92) (82) (62)	4:44'26.0	35'48.7 50'39.0 1:13'18.3	
64	58	MOSER	Raimund	ITA		1:56'58.7 1:15'49.4 1:31'43.0	(101) (71) (29)	1:56'58.7 3:12'48.1 4:44'31.1	(101) (97) (64)	4:44'31.1	39'45.9 55'49.3 1:13'23.4	
	125	FOLCHINI	Mauro	ITA		1:50'18.6 1:14'51.0 1:39'21.5	(81) (69) (53)	1:50'18.6 3:05'09.6 4:44'31.1	(81) (73) (64)	4:44'31.1	33'05.8 48'10.8 1:13'23.4	
66	154	OSTERTAG	Dirk	GER		1:38'55.9 1:09'48.4 1:55'57.6	(45) (46) (95)	1:38'55.9 2:48'44.3 4:44'41.9	(45) (45) (66)	4:44'41.9	21'43.1 31'45.5 1:13'34.2	
67	100	WILLMANN	Uwe	AUT		1:34'07.3 1:17'43.7 1:53'02.4	(36) (81) (88)	1:34'07.3 2:51'51.0 4:44'53.4	(36) (49) (67)	4:44'53.4	16'54.5 34'52.2 1:13'45.7	
68	72	HOUSKA	David	ITA		1:51'05.3 1:09'59.2 1:44'49.5	(85) (47) (65)	1:51'05.3 3:01'04.5 4:45'54.0	(85) (64) (68)	4:45'54.0	33'52.5 44'05.7 1:14'46.3	
69	94	WEITHALER	Egon	ITA		1:46'05.0 1:21'04.0 1:41'13.4	(61) (97) (57)	1:46'05.0 3:07'09.0 4:48'22.4	(61) (81) (69)	4:48'22.4	28'52.2 50'10.2 1:17'14.7	
70	147	HILLE	Juergen	AUT		1:42'13.1 1:18'13.6 1:48'04.1	(53) (84) (71)	1:42'13.1 3:00'26.7 4:48'30.8	(53) (63) (70)	4:48'30.8	25'00.3 43'27.9 1:17'23.1	







POS	NUM PETT	SQUADRA CODICE	COGNOME e NOME	COM	COD. AN	TEMPO FRAZ.	POS FRAZ.	TOTALE STAFF.	POS STAFF.	TEMPO FINALE	DISTACCO	PNT TAB
71	148	VILLSCHEIDER	Paul	ITA		1:39'38.4 1:18'50.2 1:52'37.9	(49) (86) (86)	1:39'38.4 2:58'28.6 4:51'06.5	(49) (58) (71)	4:51'06.5	22'25.6 41'29.8 1:19'58.8	
72	146	ROSO ZANOTTI	Giuseppe	ITA		1:48'39.9 1:15'02.1 1:47'53.3	(74) (70) (70)	1:48'39.9 3:03'42.0 4:51'35.3	(74) (69) (72)	4:51'35.3	31'27.1 46'43.2 1:20'27.6	
73	116	HASLER	Anton	ITA		1:47'42.4 1:18'20.6 1:46'09.8	(70) (85) (69)	1:47'42.4 3:06'03.0 4:52'12.8	(70) (77) (73)	4:52'12.8	30'29.6 49'04.2 1:21'05.1	
74	49	ALBER	Martin	ITA		1:47'05.1 1:12'27.3 1:53'14.9	(68) (59) (89)	1:47'05.1 2:59'32.4 4:52'47.3	(68) (62) (74)	4:52'47.3	29'52.3 42'33.6 1:21'39.6	
75	141	MERLER	Tiziano	ITA		1:46'59.0 1:17'40.1 1:48'32.1	(66) (80) (72)	1:46'59.0 3:04'39.1 4:53'11.2	(66) (72) (75)	4:53'11.2	29'46.2 47'40.3 1:22'03.5	
76	150	KRUSELBURGER	Alexander	ITA		1:54'12.7 1:11'08.6 1:49'22.6	(96) (54) (75)	1:54'12.7 3:05'21.3 4:54'43.9	(96) (74) (76)	4:54'43.9	36'59.9 48'22.5 1:23'36.2	
77	106	MALFERTHEINER	Werner	ITA		1:51'00.2 1:20'48.0 1:43'49.1	(84) (96) (62)	1:51'00.2 3:11'48.2 4:55'37.3	(84) (92) (77)	4:55'37.3	33'47.4 54'49.4 1:24'29.6	
78	66	LARCH	Martin	ITA		1:49'02.5 1:17'46.8 1:49'09.6	(76) (82) (73)	1:49'02.5 3:06'49.3 4:55'58.9	(76) (78) (78)	4:55'58.9	31'49.7 49'50.5 1:24'51.2	
79	124	GRUBER	Florian	ITA		1:48'11.9 1:21'16.6 1:50'18.8	(71) (98) (79)	1:48'11.9 3:09'28.5 4:59'47.3	(71) (88) (79)	4:59'47.3	30'59.1 52'29.7 1:28'39.6	
80	34	BETTEGA	Federico	ITA		1:52'40.4 1:16'29.6 1:51'20.3	(90) (73) (83)	1:52'40.4 3:09'10.0 5:00'30.3	(90) (87) (80)	5:00'30.3	35'27.6 52'11.2 1:29'22.6	
81	51	HUEBNER	Hansjoerg	GER		1:53'00.8 1:12'22.3 1:56'01.8	(91) (58) (96)	1:53'00.8 3:05'23.1 5:01'24.9	(91) (75) (81)	5:01'24.9	35'48.0 48'24.3 1:30'17.2	
82	112	GERVASONI	Claudio	ITA		1:53'43.1 1:18'07.3 1:51'03.8	(95) (83) (81)	1:53'43.1 3:11'50.4 5:02'54.2	(95) (93) (82)	5:02'54.2	36'30.3 54'51.6 1:31'46.5	







POS	NUM PETT	SQUADRA CODICE	COGNOME e NOME	COM	COD. AN	TEMPO FRAZ.	POS FRAZ.	TOTALE STAFF.	POS STAFF.	TEMPO FINALE	DISTACCO	PNT TAB
83	86	EGGER	Norbert	ITA		1:50'37.6 1:19'26.1 1:54'08.4	(82) (89) (90)	1:50'37.6 3:10'03.7 5:04'12.1	(82) (90) (83)	5:04'12.1	33'24.8 53'04.9 1:33'04.4	
84	65	BURGER	Helmuth	ITA		1:55'28.2 1:17'15.7 1:52'07.7	(99) (77) (85)	1:55'28.2 3:12'43.9 5:04'51.6	(99) (95) (84)	5:04'51.6	38'15.4 55'45.1 1:33'43.9	
85	69	TIMPFLER	Sepp	ITA		1:45'14.4 1:24'15.3 1:55'31.9	(60) (101) (93)	1:45'14.4 3:09'29.7 5:05'01.6	(60) (89) (85)	5:05'01.6	28'01.6 52'30.9 1:33'53.9	
86	60	PLATTER	Hannes	ITA		1:55'26.3 1:17'19.1 1:54'25.0	(98) (78) (91)	1:55'26.3 3:12'45.4 5:07'10.4	(98) (96) (86)	5:07'10.4	38'13.5 55'46.6 1:36'02.7	
87	145	MASTROTTO	Michele	ITA		1:46'11.6 1:19'46.2 2:02'45.9	(62) (90) (99)	1:46'11.6 3:05'57.8 5:08'43.7	(62) (76) (87)	5:08'43.7	28'58.8 48'59.0 1:37'36.0	
88	130	RIEGER	Egon	ITA		1:58'40.0 1:25'46.9 1:45'02.1	(104) (106) (66)	1:58'40.0 3:24'26.9 5:09'29.0	(104) (104) (88)	5:09'29.0	41'27.2 1:07'28.1 1:38'21.3	
89	43	DEAVI	Andrea	ITA		1:50'06.8 1:17'34.6 2:01'59.6	(80) (79) (98)	1:50'06.8 3:07'41.4 5:09'41.0	(80) (83) (89)	5:09'41.0	32'54.0 50'42.6 1:38'33.3	
90	90	CASNA	Alessandro	ITA		1:49'58.5 1:16'51.8 2:05'40.4	(79) (76) (103)	1:49'58.5 3:06'50.3 5:12'30.7	(79) (79) (90)	5:12'30.7	32'45.7 49'51.5 1:41'23.0	
91	38	GRASSERO	Maurizio	ITA		1:51'36.7 1:25'47.7 1:55'46.1	(88) (107) (94)	1:51'36.7 3:17'24.4 5:13'10.5	(88) (99) (91)	5:13'10.5	34'23.9 1:00'25.6 1:42'02.8	
92	101	ROSSI	Michele	ITA		2:05'01.7 1:19'23.8 1:49'55.3	(114) (88) (77)	2:05'01.7 3:24'25.5 5:14'20.8	(114) (102) (92)	5:14'20.8	47'48.9 1:07'26.7 1:43'13.1	
93	99	BETTINI	Davide	ITA		2:05'03.3 1:19'22.9 1:49'55.4	(115) (87) (78)	2:05'03.3 3:24'26.2 5:14'21.6	(115) (103) (93)	5:14'21.6	47'50.5 1:07'27.4 1:43'13.9	
94	74	PFATTNER	Bernhard	ITA		2:05'50.7 1:20'03.3 1:49'20.3	(121) (92) (74)	2:05'50.7 3:25'54.0 5:15'14.3	(121) (107) (94)	5:15'14.3	48'37.9 1:08'55.2 1:44'06.6	







POS	NUM PETT	SQUADRA CODICE	COGNOME e NOME	COM	COD. AN	TEMPO FRAZ.	POS FRAZ.	TOTALE STAFF.	POS STAFF.	TEMPO FINALE	DISTACCO	PNT TAB
95	39	GOTTARDI	Andrea	ITA		1:51'09.0 1:11'59.9 2:13'01.1	(87) (56) (111)	1:51'09.0 3:03'08.9 5:16'10.0	(87) (68) (95)	5:16'10.0	33'56.2 46'10.1 1:45'02.3	
96	140	GEISER	Richard	ITA		2:00'27.7 1:26'25.0 1:49'43.6	(108) (110) (76)	2:00'27.7 3:26'52.7 5:16'36.3	(108) (108) (96)	5:16'36.3	43'14.9 1:09'53.9 1:45'28.6	
97	129	BAROZZI	Massimo	ITA		1:53'31.5 1:16'44.1 2:06'45.1	(93) (75) (105)	1:53'31.5 3:10'15.6 5:17'00.7	(93) (91) (97)	5:17'00.7	36'18.7 53'16.8 1:45'53.0	
98	33	BENAMATI	Michele	ITA		1:44'54.0 1:22'56.9 2:10'38.3	(57) (99) (107)	1:44'54.0 3:07'50.9 5:18'29.2	(57) (85) (98)	5:18'29.2	27'41.2 50'52.1 1:47'21.5	
99	134	TAVOLETTI	Serafino	ITA		1:48'23.7 1:24'03.7 2:07'15.6	(72) (100) (106)	1:48'23.7 3:12'27.4 5:19'43.0	(72) (94) (99)	5:19'43.0	31'10.9 55'28.6 1:48'35.3	
100	18	MACH	Roman	ITA		1:46'32.0 1:20'34.7 2:13'54.6	(63) (94) (113)	1:46'32.0 3:07'06.7 5:21'01.3	(63) (80) (100)	5:21'01.3	29'19.2 50'07.9 1:49'53.6	
101	111	DEGASPERI	Paolo	ITA		1:59'12.3 1:19'52.4 2:04'26.3	(106) (91) (101)	1:59'12.3 3:19'04.7 5:23'31.0	(106) (100) (101)	5:23'31.0	41'59.5 1:02'05.9 1:52'23.3	
102	143	ZAFFARONI	Marco Enrico	ITA		2:07'52.5 1:25'58.6 1:51'50.0	(122) (109) (84)	2:07'52.5 3:33'51.1 5:25'41.1	(122) (115) (102)	5:25'41.1	50'39.7 1:16'52.3 1:54'33.4	
103	68	RINERO	Massimo	ITA		2:02'46.4 1:31'58.8 1:51'12.6	(110) (123) (82)	2:02'46.4 3:34'45.2 5:25'57.8	(110) (117) (103)	5:25'57.8	45'33.6 1:17'46.4 1:54'50.1	
104	48	HOLZNER	Michael	ITA		2:03'44.7 1:27'07.5 1:55'06.3	(111) (111) (92)	2:03'44.7 3:30'52.2 5:25'58.5	(111) (112) (104)	5:25'58.5	46'31.9 1:13'53.4 1:54'50.8	
105	91	EGGER	Karl	ITA		1:47'06.0 1:20'37.2 2:18'34.1	(69) (95) (120)	1:47'06.0 3:07'43.2 5:26'17.3	(69) (84) (105)	5:26'17.3	29'53.2 50'44.4 1:55'09.6	
106	52	KOFLER	Mario	SUI		2:00'57.1 1:24'27.1 2:04'19.6	(109) (102) (100)	2:00'57.1 3:25'24.2 5:29'43.8	(109) (105) (106)	5:29'43.8	43'44.3 1:08'25.4 1:58'36.1	







POS	NUM PETT	SQUADRA CODICE	COGNOME e NOME	COM	COD. AN	TEMPO FRAZ.	POS FRAZ.	TOTALE STAFF.	POS STAFF.	TEMPO FINALE	DISTACCO	PNT TAB
107	151	VESAN	Alberto	ITA		2:05'05.3 1:25'11.7 1:59'31.9	(116) (104) (97)	2:05'05.3 3:30'17.0 5:29'48.9	(116) (111) (107)	5:29'48.9	47'52.5 1:13'18.2 1:58'41.2	
108	57	GRUENER	Guenther	ITA		2:11'38.6 1:30'00.4 1:53'01.8	(131) (118) (87)	2:11'38.6 3:41'39.0 5:34'40.8	(131) (124) (108)	5:34'40.8	54'25.8 1:24'40.2 2:03'33.1	
109	104	TSCHOLL	Norbert	ITA		1:58'29.3 1:24'49.2 2:11'47.7	(103) (103) (109)	1:58'29.3 3:23'18.5 5:35'06.2	(103) (101) (109)	5:35'06.2	41'16.5 1:06'19.7 2:03'58.5	
110	54	HOLZNER	Roland	ITA		2:05'36.3 1:25'21.8 2:05'23.8	(119) (105) (102)	2:05'36.3 3:30'58.1 5:36'21.9	(119) (113) (110)	5:36'21.9	48'23.5 1:13'59.3 2:05'14.2	
111	119	HEIDENBERGER	Alexander	ITA		1:55'58.2 1:20'21.7 2:22'40.1	(100) (93) (122)	1:55'58.2 3:16'19.9 5:39'00.0	(100) (98) (111)	5:39'00.0	38'45.4 59'21.1 2:07'52.3	
112	121	KOFLER	Klaus	ITA		1:58'54.1 1:29'08.6 2:14'30.3	(105) (112) (115)	1:58'54.1 3:28'02.7 5:42'33.0	(105) (109) (112)	5:42'33.0	41'41.3 1:11'03.9 2:11'25.3	
113	53	FRISCHMANN	Dietmar	AUT		1:55'25.1 1:30'24.0 2:17'39.6	(97) (121) (118)	1:55'25.1 3:25'49.1 5:43'28.7	(97) (106) (113)	5:43'28.7	38'12.3 1:08'50.3 2:12'21.0	
114	73	HUBER	Alfred	GER		2:00'08.1 1:29'19.5 2:15'42.2	(107) (114) (116)	2:00'08.1 3:29'27.6 5:45'09.8	(107) (110) (114)	5:45'09.8	42'55.3 1:12'28.8 2:14'02.1	
115	105	MORANDELL	Ernst	ITA		2:05'40.7 1:29'38.1 2:13'21.7	(120) (117) (112)	2:05'40.7 3:35'18.8 5:48'40.5	(120) (118) (115)	5:48'40.5	48'27.9 1:18'20.0 2:17'32.8	
116	80	POJER	Umberto	ITA		2:14'21.3 1:29'31.4 2:06'03.2	(133) (116) (104)	2:14'21.3 3:43'52.7 5:49'55.9	(133) (125) (116)	5:49'55.9	57'08.5 1:26'53.9 2:18'48.2	
117	82	STOCKER	Markus	ITA		2:11'25.3 1:29'17.4 2:12'22.8	(128) (113) (110)	2:11'25.3 3:40'42.7 5:53'05.5	(128) (122) (117)	5:53'05.5	54'12.5 1:23'43.9 2:21'57.8	
118	137	POZZI	Franco	ITA		2:05'13.8 1:25'52.8 2:24'24.0	(117) (108) (124)	2:05'13.8 3:31'06.6 5:55'30.6	(117) (114) (118)	5:55'30.6	48'01.0 1:14'07.8 2:24'22.9	







POS	NUM PETT	SQUADRA CODICE	COGNOME e NOME	COM	COD. AN	TEMPO FRAZ.	POS FRAZ.	TOTALE STAFF.	POS STAFF.	TEMPO FINALE	DISTACCO	PNT TAB
119	108	BERTSCH	Thomas	AUT		2:04'59.7 1:36'22.5 2:14'18.1	(113) (126) (114)	2:04'59.7 3:41'22.2 5:55'40.3	(113) (123) (119)	5:55'40.3	47'46.9 1:24'23.4 2:24'32.6	
120	84	PIRAS	Giovanni	ITA		2:10'48.9 1:29'25.8 2:17'15.2	(127) (115) (117)	2:10'48.9 3:40'14.7 5:57'29.9	(127) (121) (120)	5:57'29.9	53'36.1 1:23'15.9 2:26'22.2	
121	132	CAMPANARO	Flavio	ITA		2:11'28.4 1:38'37.5 2:10'42.2	(129) (130) (108)	2:11'28.4 3:50'05.9 6:00'48.1	(129) (128) (121)	6:00'48.1	54'15.6 1:33'07.1 2:29'40.4	
122	71	GOLDGRUBER	Florian	GER		2:09'00.3 1:30'45.2 2:21'06.5	(125) (122) (121)	2:09'00.3 3:39'45.5 6:00'52.0	(125) (120) (122)	6:00'52.0	51'47.5 1:22'46.7 2:29'44.3	
123	75	ODORIZZI	Sergio	ITA		1:57'45.8 1:36'37.7 2:28'19.5	(102) (128) (126)	1:57'45.8 3:34'23.5 6:02'43.0	(102) (116) (123)	6:02'43.0	40'33.0 1:17'24.7 2:31'35.3	
124	123	LAUDIERI	Ivo	ITA		2:11'30.3 1:33'42.7 2:18'04.4	(130) (125) (119)	2:11'30.3 3:45'13.0 6:03'17.4	(130) (126) (124)	6:03'17.4	54'17.5 1:28'14.2 2:32'09.7	
125	131	CHINCARINI	Cristiano	ITA		2:09'45.7 1:36'33.0 2:23'53.3	(126) (127) (123)	2:09'45.7 3:46'18.7 6:10'12.0	(126) (127) (125)	6:10'12.0	52'32.9 1:29'19.9 2:39'04.3	
126	144	MARELLI	Ivano	ITA		2:08'01.5 1:30'00.4 2:33'15.9	(124) (118) (128)	2:08'01.5 3:38'01.9 6:11'17.8	(124) (119) (126)	6:11'17.8	50'48.7 1:21'03.1 2:40'10.1	
127	59	PEREZ	Marco	ITA		2:17'52.0 1:36'48.6 2:26'17.2	(135) (129) (125)	2:17'52.0 3:54'40.6 6:20'57.8	(135) (130) (127)	6:20'57.8	1:00'39.2 1:37'41.8 2:49'50.1	
128	122	ZISCHG	Hubert	ITA		2:17'14.6 1:33'03.4 2:36'46.9	(134) (124) (129)	2:17'14.6 3:50'18.0 6:27'04.9	(134) (129) (128)	6:27'04.9	1:00'01.8 1:33'19.2 2:55'57.2	
129	128	VILL	Kajetan	ITA		2:13'24.2 1:44'33.2 2:31'47.8	(132) (131) (127)	2:13'24.2 3:57'57.4 6:29'45.2	(132) (131) (129)	6:29'45.2	56'11.4 1:40'58.6 2:58'37.5	
		ISCRITTI	145								
		NON PARTITI	...	7								
50		HEININGER	Bernhard	GER								





POS	NUM PETT	SQUADRA CODICE	COGNOME e NOME	COM	COD. AN	TEMPO FRAZ.	POS FRAZ.	TOTALE STAFF.	POS STAFF.	TEMPO FINALE	DISTACCO	PNT TAB
67		PLATTER	Jos	ITA								
77		GERSTGRASSER	Wilmar	ITA								
95		DALSASS	Alessandro	ITA								
110		REITER	Herbert	GER								
113		TOHT	Werner	GER								
133		TARTAGLIA	Giampiero	ITA								
NON ARRIVATI ..				9								
36		COTTOGNI	Kurt	AUT		1:25'54.4 1:10'19.9	(15) (49)	1:25'54.4 2:36'14.3	(15) (23)		8'41.6 19'15.5	
61		KRUG	Martin	AUT		1:52'31.3	(89)	1:52'31.3	(89)		35'18.5	
63		OBERHOFER	Guenther	ITA		2:05'22.4	(118)	2:05'22.4	(118)		48'09.6	
78		CARBONE	Luca	ITA								
79		ZOEGGELER	Werner	ITA		2:07'57.1 1:58'22.1	(123) (132)	2:07'57.1 4:06'19.2	(123) (132)		50'44.3 1:49'20.4	
96		DEGASPERI	Manuel	ITA		1:38'17.4 1:30'17.2	(41) (120)	1:38'17.4 3:08'34.6	(41) (86)		21'04.6 51'35.8	







POS	NUM PETT	SQUADRA CODICE	COGNOME e NOME	COM	COD. AN	TEMPO FRAZ.	POS FRAZ.	TOTALE STAFF.	POS STAFF.	TEMPO FINALE	DISTACCO	PNT TAB
126	PASUT	Roberto		ITA		2:04'44.0 2:09'08.5	(112) (133)	2:04'44.0 4:13'52.5	(112) (133)		47'31.2 1:56'53.7	
138	FOLGARAIT	Sandro		ITA								
152	ZISCHG	Peter		ITA								
SQUALIFICATI				..	0							


STAFFETTA FEMMINILE / STAFFEL WEIBLICH


1	215	SC ANGER		GER		1:37'50.0 1:03'30.8 1:20'19.7	(3) (3) (4)	1:37'50.0 2:41'20.8 4:01'40.5	(3) (1) (1)	4:01'40.5	7'51.5 0.0 0.0	
2	212	TEAM SUEDTIROL		ITA		1:34'37.4 1:10'36.6 1:19'36.4	(2) (6) (3)	1:34'37.4 2:45'14.0 4:04'50.4	(2) (3) (2)	4:04'50.4	4'38.9 3'53.2 3'09.9	
3	219	LAUF UND SPORT TASSANI		A-D		1:29'58.5 1:11'56.1 1:23'53.5	(1) (7) (5)	1:29'58.5 2:41'54.6 4:05'48.1	(1) (2) (3)	4:05'48.1	0.0 33.8 4'07.5	
4	214	TEAM MULTISPORTNETWORK		I-D		1:43'38.6 1:07'04.4 1:16'01.1	(4) (5) (1)	1:43'38.6 2:50'43.0 4:06'44.1	(4) (5) (4)	4:06'44.1	13'40.1 9'22.2 5'03.6	
5	211	211		GER		1:46'48.3 1:03'15.3 1:17'00.1	(6) (2) (2)	1:46'48.3 2:50'03.6 4:07'03.7	(6) (4) (5)	4:07'03.7	16'49.8 8'42.8 5'23.1	
6	217	BERFUEHRERBUERO REUTTE		AUT		1:45'53.0 1:05'37.3 1:25'31.2	(5) (4) (6)	1:45'53.0 2:51'30.3 4:17'01.5	(5) (6) (6)	4:17'01.5	15'54.5 10'09.5 15'21.0	
7	213	TELMEKOM TEAM		ITA		1:51'45.7 1:00'05.2 1:26'14.5	(7) (1) (7)	1:51'45.7 2:51'50.9 4:18'05.4	(7) (7) (7)	4:18'05.4	21'47.2 10'30.1 16'24.8	
8	216	NORDIC FITNESS ALPIN		ITA		1:52'41.0 1:20'46.9 1:31'35.2	(8) (9) (8)	1:52'41.0 3:13'27.9 4:45'03.1	(8) (8) (8)	4:45'03.1	22'42.5 32'07.1 43'22.5	
9	218	FRIESIAN TEAM		ITA		2:16'50.1 1:17'06.7 1:50'03.0	(9) (8) (9)	2:16'50.1 3:33'56.8 5:23'59.8	(9) (9) (9)	5:23'59.8	46'51.6 52'36.0 1:22'19.2	







POS	NUM PETT	SQUADRA CODICE	COGNOME e NOME	COM	COD. AN	TEMPO FRAZ.	POS FRAZ.	TOTALE STAFF.	POS STAFF.	TEMPO FINALE	DISTACCO	PNT TAB
			ISCRITTI		9							
			NON PARTITI ...		0							
			NON ARRIVATI ..		0							
			SQUALIFICATI ..		0							
STAFFETTA MASCHILE / STAFFEL MAENNLICH												
1	201	KOLLAND	TOPSPORT CHILLI LOUN I-A							3:03'35.4		
			STAUDER Roland			1:13'38.0	(1)	1:13'38.0	(1)		0.0	
			KROELL Markus			50'50.4	(10)	2:04'28.4	(1)		0.0	
			RINGHOFER Andreas			59'07.0	(1)	3:03'35.4	(1)		0.0	
2	203	WF MECHANIK	KLAUSEN	ITA						3:04'28.5		
			STEINACHER Dario			1:16'49.4	(2)	1:16'49.4	(2)		3'11.4	
			FRICK Gerd			47'40.4	(2)	2:04'29.8	(2)		1.4	
			ZEMMER Urban			59'58.7	(2)	3:04'28.5	(2)		53.1	
3	205	TEAM EATANDWIN.EU		D-A						3:05'05.6		
			STROBEL Andreas			1:17'26.9	(3)	1:17'26.9	(3)		3'48.9	
			HOHENWARTER Markus			47'14.3	(1)	2:04'41.2	(3)		12.8	
			ECHTLER Martin			1:00'24.4	(3)	3:05'05.6	(3)		1'30.2	
4	204	TELMEKOM	TEAM SÜEDTIROL	ITA						3:10'43.1		
			FONTANA Klaus			1:18'40.9	(4)	1:18'40.9	(4)		5'02.9	
			INNERHOFER Willi			49'46.6	(6)	2:08'27.5	(4)		3'59.1	
			INNERHOFER Paul			1:02'15.6	(5)	3:10'43.1	(4)		7'07.7	
5	206	TOURISMUSVEREIN	NATURNS	ITA						3:17'05.3		
			GRASEGGER Johann			1:19'46.9	(6)	1:19'46.9	(6)		6'08.9	
			ANGERER Guenther			50'10.3	(8)	2:09'57.2	(7)		5'28.8	
			PLATZGUMMER Walter			1:07'08.1	(7)	3:17'05.3	(5)		13'29.9	
6	224	BOG DA NIA/HARTMANN		ITA						3:18'49.3		
			ZULIAN Ivo			1:19'38.9	(5)	1:19'38.9	(5)		6'00.9	
			LARGER Paolo			49'45.6	(5)	2:09'24.5	(5)		4'56.1	
			PANIZZA Loris			1:09'24.8	(16)	3:18'49.3	(6)		15'13.9	
7	208	NUTREND NIKE ACG		CZE						3:20'04.6		
			NOVOTNY Robert			1:21'36.7	(7)	1:21'36.7	(7)		7'58.7	
			HORAK Ondra			48'09.8	(3)	2:09'46.5	(6)		5'18.1	
			GROH Radoslav			1:10'18.1	(18)	3:20'04.6	(7)		16'29.2	
8	209	HOTEL LINDENHOF	NATURNS	ITA						3:22'09.9		
			KOCH Juergen			1:22'31.9	(8)	1:22'31.9	(8)		8'53.9	
			BURGER Michael			50'39.8	(9)	2:13'11.7	(8)		8'43.3	
			PLATZGUMMER Norbert			1:08'58.2	(12)	3:22'09.9	(8)		18'34.5	
9	207	SPORTLER ALPIN	TEAM	ITA						3:23'51.9		
			PIAZZA Georg			1:25'39.2	(10)	1:25'39.2	(10)		12'01.2	
			BRUNNER Rudi			50'05.3	(7)	2:15'44.5	(9)		11'16.1	
			BATTISTI Lorenzo			1:08'07.4	(10)	3:23'51.9	(9)		20'16.5	
10	223	RACE TEAM	SARNTAL	ITA						3:25'18.3		
			PERKMANN Walter			1:27'45.6	(13)	1:27'45.6	(13)		14'07.6	
			LANER Eduard			49'34.2	(4)	2:17'19.8	(10)		12'51.4	
			THALER Winfried			1:07'58.5	(8)	3:25'18.3	(10)		21'42.9	







POS	NUM PETT	SQUADRA CODICE	COGNOME e NOME	COM	COD. AN	TEMPO FRAZ.	POS FRAZ.	TOTALE STAFF.	POS STAFF.	TEMPO FINALE	DISTACCO	PNT TAB
11	202	KOLLAND	TOPSPORT ASICS KOCH Georg KONRAD Manfred GIACOMELLI Guido	A-I		1:32'46.3 52'46.5 1:00'44.1	(20) (12) (4)	1:32'46.3 2:25'32.8 3:26'16.9	(20) (15) (11)	3:26'16.9	19'08.3 21'04.4 22'41.5	
12	225	RSV VINSCHGAU	MARTIN Josef HUBER Heinrich PLATZGUMMER Alois	ITA		1:26'05.6 54'06.7 1:08'04.7	(11) (14) (9)	1:26'05.6 2:20'12.3 3:28'17.0	(11) (11) (12)	3:28'17.0	12'27.6 15'43.9 24'41.6	
13	222	ARBO PILLERSEE BIKER	BERGMANN Bernd GRALL Michael WOERTER Georg	AUT		1:23'31.1 58'05.5 1:09'16.1	(9) (22) (14)	1:23'31.1 2:21'36.6 3:30'52.7	(9) (12) (13)	3:30'52.7	9'53.1 17'08.2 27'17.3	
14	242	SKI BIKE RUNNER VINSCHGAU	JUNG Daniel KUPPELWIESER Florian BONAVIGO Christian	ITA		1:26'15.8 57'06.3 1:16'44.7	(12) (18) (22)	1:26'15.8 2:23'22.1 3:40'06.8	(12) (13) (14)	3:40'06.8	12'37.8 18'53.7 36'31.4	
15	233	DIE ZUCKERPUPPEN	HOLZER Thomas HUBER Philipp EBNER Paul	ITA		1:29'49.5 55'26.2 1:17'25.2	(15) (16) (23)	1:29'49.5 2:25'15.7 3:42'40.9	(15) (14) (15)	3:42'40.9	16'11.5 20'47.3 39'05.5	
16	226	SPORTCLUB SARNTOL	STUEFER Erwin THALER Noe GROSS Ulrich	ITA		1:38'01.6 57'13.0 1:08'40.0	(28) (19) (11)	1:38'01.6 2:35'14.6 3:43'54.6	(28) (25) (16)	3:43'54.6	24'23.6 30'46.2 40'19.2	
17	259	TELMEKOM TEAM SUEDTIROL	LANGEBNER Christian REITERER Valentin KIENZL Peter	ITA		1:34'26.9 1:00'29.8 1:09'50.3	(24) (30) (17)	1:34'26.9 2:34'56.7 3:44'47.0	(24) (24) (17)	3:44'47.0	20'48.9 30'28.3 41'11.6	
18	263	TEAM RSV	WIELANDER Karl RATSCHILLER Kurt NEUMAIR Walter	ITA		1:34'38.5 1:00'02.2 1:10'32.0	(25) (26) (19)	1:34'38.5 2:34'40.7 3:45'12.7	(25) (23) (18)	3:45'12.7	21'00.5 30'12.3 41'37.3	
19	210	SUEDTIROLER TRIO	BERNHARD Klaus LANGES Michael OBERBACHER Gregor	ITA		1:33'56.9 1:04'50.3 1:07'06.2	(22) (40) (6)	1:33'56.9 2:38'47.2 3:45'53.4	(22) (30) (19)	3:45'53.4	20'18.9 34'18.8 42'18.0	
20	239	SIKKENS TIROL	SCHIESTL Christian SCHIESTL Christian GRUBER Peter	AUT		1:33'09.0 1:00'03.9 1:12'42.2	(21) (28) (21)	1:33'09.0 2:33'12.9 3:45'55.1	(21) (19) (20)	3:45'55.1	19'31.0 28'44.5 42'19.7	
21	272	TEAM RADSPORT GREINER	KRUEGER Ingo BALLERSTEDT Roland SCHMIEGER Wolfgang	GER		1:36'40.2 53'00.6 1:20'48.2	(26) (13) (33)	1:36'40.2 2:29'40.8 3:50'29.0	(26) (16) (21)	3:50'29.0	23'02.2 25'12.4 46'53.6	
22	257	SC MERAN VOLKSBANK	STROBL Karlheinz ALBER Franz Christian KARLEGGER Ubald	ITA		1:40'41.2 1:01'58.5 1:09'13.1	(30) (35) (13)	1:40'41.2 2:42'39.7 3:51'52.8	(30) (32) (22)	3:51'52.8	27'03.2 38'11.3 48'17.4	







POS	NUM PETT	SQUADRA CODICE	COGNOME e NOME	COM	COD. AN	TEMPO FRAZ.	POS FRAZ.	TOTALE STAFF.	POS STAFF.	TEMPO FINALE	DISTACCO	PNT TAB
23	234	EDELROT	LANA	ITA						3:52'56.5		
			ARMELLINI Walter			1:32'27.4	(19)	1:32'27.4	(19)		18'49.4	
			FOLIE Stefan			59'31.7	(23)	2:31'59.1	(17)		27'30.7	
			ARMELLINI Florian			1:20'57.4	(34)	3:52'56.5	(23)		49'21.1	
24	227	TRIATHLON	TRENTINO	ITA						3:54'09.8		
			LEONI Renato			1:40'41.9	(31)	1:40'41.9	(31)		27'03.9	
			GIRARDI Ettore			52'27.3	(11)	2:33'09.2	(18)		28'40.8	
			CAPPELLETTO Tommaso			1:21'00.6	(35)	3:54'09.8	(24)		50'34.4	
25	237	SPAR RACING TEAM		AUT						3:54'39.0		
			JEHART Wolfgang			1:34'02.4	(23)	1:34'02.4	(23)		20'24.4	
			PEER Klemens			1:00'31.7	(31)	2:34'34.1	(22)		30'05.7	
			UNGERANK Hermann			1:20'04.9	(29)	3:54'39.0	(25)		51'03.6	
26	273	ZKG	VINTL	ITA						3:56'31.4		
			UNTERPERTINGER Wolfgang			1:43'23.5	(36)	1:43'23.5	(36)		29'45.5	
			WEISSTEINER Tobias			54'29.5	(15)	2:37'53.0	(27)		33'24.6	
			SEEBACHER Raimund			1:18'38.4	(25)	3:56'31.4	(26)		52'56.0	
27	230	ARSV	VINSCHGAU	ITA						3:56'59.6		
			BLAAS Stephan			1:31'28.7	(18)	1:31'28.7	(18)		17'50.7	
			GUNSCH Walter			1:06'02.8	(45)	2:37'31.5	(26)		33'03.1	
			HOELLRIGL Franz			1:19'28.1	(26)	3:56'59.6	(27)		53'24.2	
28	247	DIE 3	THOENIS	ITA						3:57'18.0		
			THOENI Heinrich			1:41'10.1	(33)	1:41'10.1	(33)		27'32.1	
			THOENI Walter			57'54.7	(21)	2:39'04.8	(31)		34'36.4	
			THOENI Josef			1:18'13.2	(24)	3:57'18.0	(28)		53'42.6	
29	229	DIE GEO	FOERSTER	ITA						3:58'12.5		
			TSCHENETT Thomas			1:30'09.6	(16)	1:30'09.6	(16)		16'31.6	
			GURSCHLER Werner			1:08'30.7	(48)	2:38'40.3	(29)		34'11.9	
			PENTORI Christian			1:19'32.2	(27)	3:58'12.5	(29)		54'37.1	
30	265	SC	ALA	ITA						3:58'54.2		
			RIOLFATTI Riccardo			1:30'13.3	(17)	1:30'13.3	(17)		16'35.3	
			CUEL Fabrizio			1:03'23.6	(36)	2:33'36.9	(21)		29'08.5	
			BISOFFI Tiziano			1:25'17.3	(44)	3:58'54.2	(30)		55'18.8	
31	254	BIKEMAN TEAM	SCHLANDERS	ITA						4:02'49.6		
			BERNHARD Andreas			1:48'38.8	(40)	1:48'38.8	(40)		35'00.8	
			FELDERER Christof			1:01'54.3	(34)	2:50'33.1	(39)		46'04.7	
			FELDERER Andreas			1:12'16.5	(20)	4:02'49.6	(31)		59'14.2	
32	232	RV	EDELROT LANA	ITA						4:03'29.0		
			BARLINI Lukas			1:29'37.8	(14)	1:29'37.8	(14)		15'59.8	
			STAFFLER Josef			1:03'51.8	(38)	2:33'29.6	(20)		29'01.2	
			TRATTER Walter			1:29'59.4	(48)	4:03'29.0	(32)		59'53.6	
33	221	GWERDER SPORT	MUOTATHAL	SUI						4:04'46.3		
			CAMENZIND Robert			1:47'21.4	(39)	1:47'21.4	(39)		33'43.4	
			ZURFLUH Markus			57'22.5	(20)	2:44'43.9	(33)		40'15.5	
			NIDEROEST Beat			1:20'02.4	(28)	4:04'46.3	(33)		1:01'10.9	
34	246	DEUTSCHER ALPENVEREIN		GER						4:06'35.7		
			SCHILCHER Heinz			1:42'40.9	(34)	1:42'40.9	(34)		29'02.9	
			GUENZEL Andre			1:03'30.8	(37)	2:46'11.7	(36)		41'43.3	
			JUNG Markus			1:20'24.0	(30)	4:06'35.7	(34)		1:03'00.3	







POS	NUM PETT	SQUADRA CODICE	COGNOME e NOME	COM	COD. AN	TEMPO FRAZ.	POS FRAZ.	TOTALE STAFF.	POS STAFF.	TEMPO FINALE	DISTACCO	PNT TAB
35	270	ASV JENESIEN		ITA						4:08'26.7		
			KASERER Stefan			1:40'54.6	(32)	1:40'54.6	(32)		27'16.6	
			VITALE Franco			1:04'09.8	(39)	2:45'04.4	(34)		40'36.0	
			TSCHAFFERT Diego			1:23'22.3	(38)	4:08'26.7	(35)		1:04'51.3	
36	238	CICLISTA BOIARDO		ITA						4:10'08.8		
			BERTOLANI Davide			1:51'42.6	(43)	1:51'42.6	(43)		38'04.6	
			ARMANI Stefano			1:09'06.9	(50)	3:00'49.5	(45)		56'21.1	
			PLONER Ivano			1:09'19.3	(15)	4:10'08.8	(36)		1:06'33.4	
37	220	ATLETICA VALLI SOLE E NON		ITA						4:16'48.8		
			DE CONCINI Alessio			1:50'53.3	(42)	1:50'53.3	(42)		37'15.3	
			MELCHIORI Diego			56'47.4	(17)	2:47'40.7	(38)		43'12.3	
			FONDRIEST Roberto			1:29'08.1	(47)	4:16'48.8	(37)		1:13'13.4	
38	250	TEAM NATURPARK LECHTAL		AUT						4:17'01.5		
			HAIDER Martin			1:45'00.3	(38)	1:45'00.3	(38)		31'22.3	
			HAIDER Dietmar			1:11'15.1	(57)	2:56'15.4	(43)		51'47.0	
			FRIEDL Markus			1:20'46.1	(31)	4:17'01.5	(38)		1:13'26.1	
39	271	TEAM RADSPORT GREINER		GER						4:17'41.6		
			GRATH Lukas			1:43'21.4	(35)	1:43'21.4	(35)		29'43.4	
			SCHLACHTER Jonas			1:09'35.1	(51)	2:52'56.5	(40)		48'28.1	
			SCHMIEGER Johannes			1:24'45.1	(42)	4:17'41.6	(39)		1:14'06.2	
40	240	240		ITA						4:18'15.3		
			ZEMMER Andreas			1:36'58.0	(27)	1:36'58.0	(27)		23'20.0	
			STUEFER Manfred			1:01'26.5	(32)	2:38'24.5	(28)		33'56.1	
			PROSSLINER Heinz			1:39'50.8	(58)	4:18'15.3	(40)		1:14'39.9	
41	258	RESTAURANT ZUR LINDE KALTERN		ITA						4:18'57.6		
			DISSERTORI Armin			1:43'50.0	(37)	1:43'50.0	(37)		30'12.0	
			FACCHINI Janis			1:01'30.1	(33)	2:45'20.1	(35)		40'51.7	
			FACCHINI David			1:33'37.5	(51)	4:18'57.6	(41)		1:15'22.2	
42	251	ORSI DEL LAGORAI		ITA						4:22'41.1		
			BRIDI Mauro			1:48'58.7	(41)	1:48'58.7	(41)		35'20.7	
			BATTISTI Domenico			1:05'16.3	(42)	2:54'15.0	(42)		49'46.6	
			FRANCESCHI Giuseppe			1:28'26.1	(46)	4:22'41.1	(42)		1:19'05.7	
43	269	ASV STEINEGG		ITA						4:25'32.4		
			LANTSCHNER Gerhard			2:02'43.9	(53)	2:02'43.9	(53)		49'05.9	
			PSENNER Alfred			1:00'02.5	(27)	3:02'46.4	(47)		58'18.0	
			RESCH Leo			1:22'46.0	(37)	4:25'32.4	(43)		1:21'57.0	
44	266	TRIATHLON KALTERN		ITA						4:26'11.9		
			DAPOZ Franz			1:56'56.8	(48)	1:56'56.8	(48)		43'18.8	
			SCHUEN Davide			1:05'44.4	(44)	3:02'41.2	(46)		58'12.8	
			MIRIBURG Franz			1:23'30.7	(39)	4:26'11.9	(44)		1:22'36.5	
45	253	L'ARCOBALENO SCI CLUB		ITA						4:26'22.5		
			VERSINI Roberto			1:38'51.0	(29)	1:38'51.0	(29)		25'13.0	
			CIPRIANI Giampaolo			1:08'20.4	(47)	2:47'11.4	(37)		42'43.0	
			SARTORI Alberto			1:39'11.1	(57)	4:26'22.5	(45)		1:22'47.1	
46	260	INERZIA CASTELTROSINO		ITA						4:29'47.9		
			MARINI Davide			1:53'50.3	(44)	1:53'50.3	(44)		40'12.3	
			MONTI Giulio			59'50.6	(25)	2:53'40.9	(41)		49'12.5	
			STELLA Valerio			1:36'07.0	(52)	4:29'47.9	(46)		1:26'12.5	





POS	NUM PETT	SQUADRA CODICE	COGNOME e NOME	COM	COD. AN	TEMPO FRAZ.	POS FRAZ.	TOTALE STAFF.	POS STAFF.	TEMPO FINALE	DISTACCO	PNT TAB
47	261	BIKEPLUS	KLAUSEN RUNGGER Raimund RAIFER Walter KERSCHBAUMER Sepp	ITA		1:55'56.8 1:15'48.7 1:21'16.5	(46) (59) (36)	1:55'56.8 3:11'45.5 4:33'02.0	(46) (53) (47)	4:33'02.0	42'18.8 1:07'17.1 1:29'26.6	
48	244	LECCOBIKE	MARINELLO Andrea COLOMBO Stefano COLOMBO Stefano	ITA		1:56'07.5 1:00'13.3 1:37'00.2	(47) (29) (53)	1:56'07.5 2:56'20.8 4:33'21.0	(47) (44) (48)	4:33'21.0	42'29.5 51'52.4 1:29'45.6	
49	262	OETZI RADTEAM	GRUENER Harald KAPFERER Gebhard EITERER Helmut	AUT		2:01'11.8 1:10'01.5 1:23'31.7	(52) (52) (40)	2:01'11.8 3:11'13.3 4:34'45.0	(52) (52) (49)	4:34'45.0	47'33.8 1:06'44.9 1:31'09.6	
50	255	TROCKENE	KEHLEN2 BIASI Stefan PLANT Michael NOGGLER Juergen	ITA		1:59'38.2 1:11'06.1 1:25'13.6	(51) (56) (43)	1:59'38.2 3:10'44.3 4:35'57.9	(51) (51) (50)	4:35'57.9	46'00.2 1:06'15.9 1:32'22.5	
51	228	DIE LUMPELEN	GAMPER Thomas FRANK Egon UNTERTHURNER Stephan	ITA		1:55'51.8 1:10'51.8 1:31'24.9	(45) (53) (50)	1:55'51.8 3:06'43.6 4:38'08.5	(45) (49) (51)	4:38'08.5	42'13.8 1:02'15.2 1:34'33.1	
52	264	FRIESIAN TEAM	GALLI Mirko CEDROLA Francesco DI DATO Antonio	ITA		1:58'13.0 1:04'56.7 1:37'33.3	(50) (41) (54)	1:58'13.0 3:03'09.7 4:40'43.0	(50) (48) (52)	4:40'43.0	44'35.0 58'41.3 1:37'07.6	
53	248	NES TEAM	MOLINARO Nicola RUBALTELLI Enrico AGNOLI Sergio	ITA		2:09'32.1 1:10'56.6 1:20'47.3	(55) (55) (32)	2:09'32.1 3:20'28.7 4:41'16.0	(55) (56) (53)	4:41'16.0	55'54.1 1:16'00.3 1:37'40.6	
54	252	GIPFELSTUERMER	GURSCHLER Ignaz SCHOEPP Rudolf TELSER Gilbert	ITA		2:17'08.5 59'49.8 1:30'08.4	(59) (24) (49)	2:17'08.5 3:16'58.3 4:47'06.7	(59) (54) (54)	4:47'06.7	1:03'30.5 1:12'29.9 1:43'31.3	
55	267	WSV SCHLADMING	HOFBAUER Florian STEINER Meinhard PITZER Thomas	AUT		2:18'50.5 1:08'47.6 1:27'12.6	(61) (49) (45)	2:18'50.5 3:27'38.1 4:54'50.7	(61) (59) (55)	4:54'50.7	1:05'12.5 1:23'09.7 1:51'15.3	
56	245	TEAM BOELKSTOFF	GRUBER Alex UNTERKOFLER Guenther PLATTNER Robert	ITA		2:03'19.3 1:16'37.9 1:37'56.2	(54) (60) (55)	2:03'19.3 3:19'57.2 4:57'53.4	(54) (55) (56)	4:57'53.4	49'41.3 1:15'28.8 1:54'18.0	
57	236	CRAZY WHEELIE	ZISCHG Elmar MAHLKNECHT Roland WALDNER Lorenz	ITA		2:16'56.1 1:05'30.4 1:39'08.6	(58) (43) (56)	2:16'56.1 3:22'26.5 5:01'35.1	(58) (58) (57)	5:01'35.1	1:03'18.1 1:17'58.1 1:57'59.7	
58	235	LG SCHLERN	MANTOVANI Alberto EGGER Arnold PLANGGER Peter	ITA		2:14'06.8 1:07'24.3 1:44'41.3	(56) (46) (59)	2:14'06.8 3:21'31.1 5:06'12.4	(56) (57) (58)	5:06'12.4	1:00'28.8 1:17'02.7 2:02'37.0	







POS	NUM PETT	SQUADRA CODICE	COGNOME e NOME	COM	COD. AN	TEMPO FRAZ.	POS FRAZ.	TOTALE STAFF.	POS STAFF.	TEMPO FINALE	DISTACCO	PNT TAB
59	241	OGM RACING TEAM		ITA						5:09'25.3		
			GANTHALER Thomas			2:23'32.9	(62)	2:23'32.9	(62)		1:09'54.9	
			KANEIDER Daniel			1:21'24.8	(61)	3:44'57.7	(61)		1:40'29.3	
			PLANGGER Oswald			1:24'27.6	(41)	5:09'25.3	(59)		2:05'49.9	
60	249	TROCKENE KEHLEN1		ITA						5:11'01.3		
			RIEDER Alexander			1:57'30.9	(49)	1:57'30.9	(49)		43'52.9	
			SPORNBERGER Norbert			1:10'52.7	(54)	3:08'23.6	(50)		1:03'55.2	
			THEINER Alexander			2:02'37.7	(61)	5:11'01.3	(60)		2:07'25.9	
61	231	FRICKTAL EXPRESS SCHWEIZ		SUI						5:31'04.7		
			HORST Adrian			2:18'08.3	(60)	2:18'08.3	(60)		1:04'30.3	
			KAEMPF Eliane			1:27'49.9	(62)	3:45'58.2	(62)		1:41'29.8	
			WIDMER Brigitta			1:45'06.5	(60)	5:31'04.7	(61)		2:27'29.3	
62	243	243		GER						5:43'03.7		
			GEILKE Thomas			2:15'54.5	(57)	2:15'54.5	(57)		1:02'16.5	
			WIEDNER Gerd			1:12'59.3	(58)	3:28'53.8	(60)		1:24'25.4	
			SCHOTT Danny			2:14'09.9	(62)	5:43'03.7	(62)		2:39'28.3	
			ISCRITTI		64							
			NON PARTITI ...		1							
268	KFZ MOSER	ALPIN TEAM		AUT								
			BACHLER Christian									
			WALLNER Florian									
			BACHLER Thomas									
			NON ARRIVATI ..		1							
256	DSG LESACHTAL			AUT								
			MEYER Michael									
			SAIWALD Erika									
			KURZ Michael									
			SQUALIFICATI ..		0							


MASCHILE / MAENNlich UNDER 40


1	2	KOGLER Stefan		AUT						3:31'07.7		
						1:20'40.0	(4)	1:20'40.0	(4)		3'27.2	
						58'02.4	(2)	2:18'42.4	(3)		1'06.1	
						1:12'25.3	(1)	3:31'07.7	(1)		0.0	
2	17	HUG Alexander		SUI						3:32'15.9		
						1:20'57.8	(5)	1:20'57.8	(5)		3'45.0	
						58'27.7	(3)	2:19'25.5	(4)		1'49.2	
						1:12'50.4	(2)	3:32'15.9	(2)		1'08.2	
3	1	VERBNJAK Heinz		AUT						3:34'16.8		
						1:17'12.8	(1)	1:17'12.8	(1)		0.0	
						1:01'09.2	(8)	2:18'22.0	(2)		45.7	
						1:15'54.8	(3)	3:34'16.8	(3)		3'09.1	
4	16	WIELTSCHNIG Silvio		AUT						3:35'50.2		
						1:20'36.2	(3)	1:20'36.2	(3)		3'23.4	
						57'00.1	(1)	2:17'36.3	(1)		0.0	
						1:18'13.9	(5)	3:35'50.2	(4)		4'42.5	







POS	NUM PETT	SQUADRA CODICE	COGNOME e NOME	COM	COD. AN	TEMPO FRAZ.	POS FRAZ.	TOTALE STAFF.	POS STAFF.	TEMPO FINALE	DISTACCO	PNT TAB
5	5	LAINER	Hans	AUT		1:21'59.0 1:01'49.1 1:18'49.6	(6) (10) (6)	1:21'59.0 2:23'48.1 3:42'37.7	(6) (6) (5)	3:42'37.7	4'46.2 6'11.8 11'30.0	
6	19	WIDAUER	Stefan	AUT		1:24'56.1 59'47.4 1:19'02.6	(11) (5) (7)	1:24'56.1 2:24'43.5 3:43'46.1	(11) (7) (6)	3:43'46.1	7'43.3 7'07.2 12'38.4	
7	7	OSELE	Roland	ITA		1:25'08.8 1:00'24.2 1:26'02.7	(12) (6) (13)	1:25'08.8 2:25'33.0 3:51'35.7	(12) (10) (7)	3:51'35.7	7'56.0 7'56.7 20'28.0	
8	44	GAMPER	Harald	ITA		1:27'37.3 1:00'51.8 1:24'15.2	(15) (7) (12)	1:27'37.3 2:28'29.1 3:52'44.3	(15) (11) (8)	3:52'44.3	10'24.5 10'52.8 21'36.6	
9	45	PFATTNER	Kurt	ITA		1:24'49.5 1:04'32.5 1:24'10.8	(10) (19) (11)	1:24'49.5 2:29'22.0 3:53'32.8	(10) (13) (9)	3:53'32.8	7'36.7 11'45.7 22'25.1	
10	87	DECLARA	Matthias	ITA		1:33'50.5 1:03'37.7 1:16'34.8	(25) (14) (4)	1:33'50.5 2:37'28.2 3:54'03.0	(25) (20) (10)	3:54'03.0	16'37.7 19'51.9 22'55.3	
11	15	TAUDERER	Bernd	AUT		1:22'39.9 1:02'51.4 1:28'56.0	(7) (13) (17)	1:22'39.9 2:25'31.3 3:54'27.3	(7) (9) (11)	3:54'27.3	5'27.1 7'55.0 23'19.6	
12	12	THALER	Benjamin	ITA		1:28'05.9 1:08'23.0 1:21'36.5	(16) (29) (8)	1:28'05.9 2:36'28.9 3:58'05.4	(16) (18) (12)	3:58'05.4	10'53.1 18'52.6 26'57.7	
13	8	WEISENHORN	Oswald	ITA		1:20'33.5 59'16.1 1:41'09.9	(2) (4) (37)	1:20'33.5 2:19'49.6 4:00'59.5	(2) (5) (13)	4:00'59.5	3'20.7 2'13.3 29'51.8	
	31	ANTONIOLI	Daniel	ITA		1:27'34.5 1:05'34.5 1:27'50.5	(14) (22) (16)	1:27'34.5 2:33'09.0 4:00'59.5	(14) (15) (13)	4:00'59.5	10'21.7 15'32.7 29'51.8	
15	20	THALER	Sigmund	ITA		1:34'25.6 1:05'06.2 1:23'24.8	(29) (21) (9)	1:34'25.6 2:39'31.8 4:02'56.6	(29) (21) (15)	4:02'56.6	17'12.8 21'55.5 31'48.9	
16	32	HAEMMERLE	Martin	AUT		1:24'15.8 1:05'04.9 1:35'45.0	(9) (20) (26)	1:24'15.8 2:29'20.7 4:05'05.7	(9) (12) (16)	4:05'05.7	7'03.0 11'44.4 33'58.0	







POS	NUM PETT	SQUADRA CODICE	COGNOME e NOME	COM	COD. AN	TEMPO FRAZ.	POS FRAZ.	TOTALE STAFF.	POS STAFF.	TEMPO FINALE	DISTACCO	PNT TAB
17	98	GOETSCH	Philip	ITA		1:33'55.4 1:08'43.5 1:24'08.4	(26) (30) (10)	1:33'55.4 2:42'38.9 4:06'47.3	(26) (27) (17)	4:06'47.3	16'42.6 25'02.6 35'39.6	
18	56	MOSER	Christian	ITA		1:38'26.5 1:02'03.1 1:27'25.8	(33) (11) (15)	1:38'26.5 2:40'29.6 4:07'55.4	(33) (24) (18)	4:07'55.4	21'13.7 22'53.3 36'47.7	
19	13	FRANK	Stefan	GER		1:28'42.0 1:04'17.5 1:37'23.1	(17) (17) (29)	1:28'42.0 2:32'59.5 4:10'22.6	(17) (14) (19)	4:10'22.6	11'29.2 15'23.2 39'14.9	
20	109	POLO	Claudio	ITA		1:39'29.8 1:03'47.0 1:29'34.4	(36) (15) (19)	1:39'29.8 2:43'16.8 4:12'51.2	(36) (28) (20)	4:12'51.2	22'17.0 25'40.5 41'43.5	
21	41	FENAROLO	Diego	ITA		1:32'48.0 1:11'00.2 1:29'28.0	(20) (39) (18)	1:32'48.0 2:43'48.2 4:13'16.2	(20) (29) (21)	4:13'16.2	15'35.2 26'11.9 42'08.5	
22	37	GSCHLISSER	Paul	ITA		1:32'26.8 1:02'28.4 1:38'36.8	(19) (12) (34)	1:32'26.8 2:34'55.2 4:13'32.0	(19) (16) (22)	4:13'32.0	15'14.0 17'18.9 42'24.3	
23	88	MITTERHOFER	Stefan	ITA		1:32'55.1 1:07'03.3 1:34'35.0	(23) (26) (24)	1:32'55.1 2:39'58.4 4:14'33.4	(23) (22) (23)	4:14'33.4	15'42.3 22'22.1 43'25.7	
24	93	GRITSCH	Andreas	AUT		1:23'25.4 1:01'38.1 1:50'23.2	(8) (9) (54)	1:23'25.4 2:25'03.5 4:15'26.7	(8) (8) (24)	4:15'26.7	6'12.6 7'27.2 44'19.0	
25	139	LERCHER	Karl	ITA		1:33'30.5 1:03'50.3 1:38'36.4	(24) (16) (33)	1:33'30.5 2:37'20.8 4:15'57.2	(24) (19) (25)	4:15'57.2	16'17.7 19'44.5 44'49.5	
26	46	HOLZER	Manfred	AUT		1:32'53.5 1:16'39.3 1:26'33.2	(22) (52) (14)	1:32'53.5 2:49'32.8 4:16'06.0	(22) (35) (26)	4:16'06.0	15'40.7 31'56.5 44'58.3	
27	89	ILLMER	Lorenz	ITA		1:32'51.1 1:07'36.6 1:36'11.2	(21) (27) (27)	1:32'51.1 2:40'27.7 4:16'38.9	(21) (23) (27)	4:16'38.9	15'38.3 22'51.4 45'31.2	
28	55	GAMPER	Stefan	ITA		1:31'56.7 1:09'11.8 1:35'30.9	(18) (32) (25)	1:31'56.7 2:41'08.5 4:16'39.4	(18) (25) (28)	4:16'39.4	14'43.9 23'32.2 45'31.7	







POS	NUM PETT	SQUADRA CODICE	COGNOME e NOME	COM	COD. AN	TEMPO FRAZ.	POS FRAZ.	TOTALE STAFF.	POS STAFF.	TEMPO FINALE	DISTACCO	PNT TAB
29	97	VISINTAINER	Valter	ITA		1:38'22.8 1:06'29.1 1:33'24.7	(32) (25) (22)	1:38'22.8 2:44'51.9 4:18'16.6	(32) (30) (29)	4:18'16.6	21'10.0 27'15.6 47'08.9	
30	42	PFATTNER	Franz	ITA		1:35'41.6 1:12'40.2 1:33'25.4	(30) (43) (23)	1:35'41.6 2:48'21.8 4:21'47.2	(30) (32) (30)	4:21'47.2	18'28.8 30'45.5 50'39.5	
	102	STEINER	Herbert	ITA		1:39'36.0 1:05'59.0 1:36'12.2	(38) (24) (28)	1:39'36.0 2:45'35.0 4:21'47.2	(38) (31) (30)	4:21'47.2	22'23.2 27'58.7 50'39.5	
32	149	GIUSIANO	Claudio	ITA		1:34'01.9 1:08'10.5 1:41'20.9	(27) (28) (38)	1:34'01.9 2:42'12.4 4:23'33.3	(27) (26) (32)	4:23'33.3	16'49.1 24'36.1 52'25.6	
33	136	STEINER	Helmut	ITA		1:39'34.5 1:13'56.1 1:32'11.5	(37) (47) (20)	1:39'34.5 2:53'30.6 4:25'42.1	(37) (38) (33)	4:25'42.1	22'21.7 35'54.3 54'34.4	
34	115	TOSOLINI	Ermanno	ITA		1:40'44.9 1:10'52.6 1:40'24.3	(40) (38) (36)	1:40'44.9 2:51'37.5 4:32'01.8	(40) (36) (34)	4:32'01.8	23'32.1 34'01.2 1:00'54.1	
35	103	LORENZ	Andreas	GER		1:42'41.8 1:05'49.3 1:45'03.0	(43) (23) (45)	1:42'41.8 2:48'31.1 4:33'34.1	(43) (33) (35)	4:33'34.1	25'29.0 30'54.8 1:02'26.4	
36	117	WELLENZOHN	Klaus	ITA		1:47'02.7 1:14'14.6 1:32'43.8	(51) (48) (21)	1:47'02.7 3:01'17.3 4:34'01.1	(51) (50) (36)	4:34'01.1	29'49.9 43'41.0 1:02'53.4	
37	47	DEALBERTO	Dario	ITA		1:46'41.1 1:09'25.6 1:38'04.8	(49) (33) (31)	1:46'41.1 2:56'06.7 4:34'11.5	(49) (42) (37)	4:34'11.5	29'28.3 38'30.4 1:03'03.8	
38	142	CLAUS	Stephan	AUT		1:42'45.1 1:13'46.5 1:37'40.0	(44) (45) (30)	1:42'45.1 2:56'31.6 4:34'11.6	(44) (43) (38)	4:34'11.6	25'32.3 38'55.3 1:03'03.9	
39	64	MARGESIN	Michael	ITA		1:42'39.7 1:13'16.8 1:38'30.1	(42) (44) (32)	1:42'39.7 2:55'56.5 4:34'26.6	(42) (41) (39)	4:34'26.6	25'26.9 38'20.2 1:03'18.9	
40	70	STOFFEL	Roman	GER		1:38'31.7 1:16'11.2 1:44'34.6	(34) (50) (43)	1:38'31.7 2:54'42.9 4:39'17.5	(34) (40) (40)	4:39'17.5	21'18.9 37'06.6 1:08'09.8	







POS	NUM PETT	SQUADRA CODICE	COGNOME e NOME	COM	COD. AN	TEMPO FRAZ.	POS FRAZ.	TOTALE STAFF.	POS STAFF.	TEMPO FINALE	DISTACCO	PNT TAB
41	153	DIPPACHER	Matthias	GER		1:49'52.1 1:04'17.6 1:45'14.3	(55) (18) (46)	1:49'52.1 2:54'09.7 4:39'24.0	(55) (39) (41)	4:39'24.0	32'39.3 36'33.4 1:08'16.3	
42	127	MARTINI	Giuseppe	ITA		1:46'39.5 1:10'34.0 1:43'39.4	(48) (37) (41)	1:46'39.5 2:57'13.5 4:40'52.9	(48) (44) (42)	4:40'52.9	29'26.7 39'37.2 1:09'45.2	
43	92	MUSAZZI	Simone	ITA		1:49'55.3 1:08'48.2 1:42'20.7	(56) (31) (40)	1:49'55.3 2:58'43.5 4:41'04.2	(56) (46) (43)	4:41'04.2	32'42.5 41'07.2 1:09'56.5	
44	62	EISENDLE	Roland	AUT		1:44'55.9 1:13'51.6 1:44'11.5	(46) (46) (42)	1:44'55.9 2:58'47.5 4:42'59.0	(46) (47) (44)	4:42'59.0	27'43.1 41'11.2 1:11'51.3	
45	14	GRASSERO	Paolo	ITA		1:51'06.8 1:11'47.0 1:41'32.2	(60) (41) (39)	1:51'06.8 3:02'53.8 4:44'26.0	(60) (51) (45)	4:44'26.0	33'54.0 45'17.5 1:13'18.3	
46	125	FOLCHINI	Mauro	ITA		1:50'18.6 1:14'51.0 1:39'21.5	(57) (49) (35)	1:50'18.6 3:05'09.6 4:44'31.1	(57) (54) (46)	4:44'31.1	33'05.8 47'33.3 1:13'23.4	
47	154	OSTERTAG	Dirk	GER		1:38'55.9 1:09'48.4 1:55'57.6	(35) (34) (63)	1:38'55.9 2:48'44.3 4:44'41.9	(35) (34) (47)	4:44'41.9	21'43.1 31'08.0 1:13'34.2	
48	100	WILLMANN	Uwe	AUT		1:34'07.3 1:17'43.7 1:53'02.4	(28) (56) (58)	1:34'07.3 2:51'51.0 4:44'53.4	(28) (37) (48)	4:44'53.4	16'54.5 34'14.7 1:13'45.7	
49	72	HOUSKA	David	ITA		1:51'05.3 1:09'59.2 1:44'49.5	(59) (35) (44)	1:51'05.3 3:01'04.5 4:45'54.0	(59) (49) (49)	4:45'54.0	33'52.5 43'28.2 1:14'46.3	
50	147	HILLE	Juergen	AUT		1:42'13.1 1:18'13.6 1:48'04.1	(41) (57) (47)	1:42'13.1 3:00'26.7 4:48'30.8	(41) (48) (50)	4:48'30.8	25'00.3 42'50.4 1:17'23.1	
51	148	VILLSCHEIDER	Paul	ITA		1:39'38.4 1:18'50.2 1:52'37.9	(39) (58) (57)	1:39'38.4 2:58'28.6 4:51'06.5	(39) (45) (51)	4:51'06.5	22'25.6 40'52.3 1:19'58.8	
52	141	MERLER	Tiziano	ITA		1:46'59.0 1:17'40.1 1:48'32.1	(50) (55) (48)	1:46'59.0 3:04'39.1 4:53'11.2	(50) (53) (52)	4:53'11.2	29'46.2 47'02.8 1:22'03.5	







POS	NUM PETT	SQUADRA CODICE	COGNOME e NOME	COM	COD. AN	TEMPO FRAZ.	POS FRAZ.	TOTALE STAFF.	POS STAFF.	TEMPO FINALE	DISTACCO	PNT TAB
53	150	KRUSELBURGER	Alexander	ITA		1:54'12.7 1:11'08.6 1:49'22.6	(64) (40) (50)	1:54'12.7 3:05'21.3 4:54'43.9	(64) (55) (53)	4:54'43.9	36'59.9 47'45.0 1:23'36.2	
54	124	GRUBER	Florian	ITA		1:48'11.9 1:21'16.6 1:50'18.8	(53) (67) (53)	1:48'11.9 3:09'28.5 4:59'47.3	(53) (61) (54)	4:59'47.3	30'59.1 51'52.2 1:28'39.6	
55	34	BETTEGA	Federico	ITA		1:52'40.4 1:16'29.6 1:51'20.3	(63) (51) (55)	1:52'40.4 3:09'10.0 5:00'30.3	(63) (60) (55)	5:00'30.3	35'27.6 51'33.7 1:29'22.6	
56	86	EGGER	Norbert	ITA		1:50'37.6 1:19'26.1 1:54'08.4	(58) (61) (59)	1:50'37.6 3:10'03.7 5:04'12.1	(58) (62) (56)	5:04'12.1	33'24.8 52'27.4 1:33'04.4	
57	65	BURGER	Helmuth	ITA		1:55'28.2 1:17'15.7 1:52'07.7	(67) (53) (56)	1:55'28.2 3:12'43.9 5:04'51.6	(67) (64) (57)	5:04'51.6	38'15.4 55'07.6 1:33'43.9	
58	60	PLATTER	Hannes	ITA		1:55'26.3 1:17'19.1 1:54'25.0	(66) (54) (60)	1:55'26.3 3:12'45.4 5:07'10.4	(66) (65) (58)	5:07'10.4	38'13.5 55'09.1 1:36'02.7	
59	145	MASTROTTO	Michele	ITA		1:46'11.6 1:19'46.2 2:02'45.9	(47) (62) (65)	1:46'11.6 3:05'57.8 5:08'43.7	(47) (56) (59)	5:08'43.7	28'58.8 48'21.5 1:37'36.0	
60	38	GRASSERO	Maurizio	ITA		1:51'36.7 1:25'47.7 1:55'46.1	(62) (72) (62)	1:51'36.7 3:17'24.4 5:13'10.5	(62) (67) (60)	5:13'10.5	34'23.9 59'48.1 1:42'02.8	
61	101	ROSSI	Michele	ITA		2:05'01.7 1:19'23.8 1:49'55.3	(72) (60) (51)	2:05'01.7 3:24'25.5 5:14'20.8	(72) (69) (61)	5:14'20.8	47'48.9 1:06'49.2 1:43'13.1	
62	99	BETTINI	Davide	ITA		2:05'03.3 1:19'22.9 1:49'55.4	(73) (59) (52)	2:05'03.3 3:24'26.2 5:14'21.6	(73) (70) (62)	5:14'21.6	47'50.5 1:06'49.9 1:43'13.9	
63	74	PFATTNER	Bernhard	ITA		2:05'50.7 1:20'03.3 1:49'20.3	(76) (64) (49)	2:05'50.7 3:25'54.0 5:15'14.3	(76) (72) (63)	5:15'14.3	48'37.9 1:08'17.7 1:44'06.6	
64	39	GOTTARDI	Andrea	ITA		1:51'09.0 1:11'59.9 2:13'01.1	(61) (42) (71)	1:51'09.0 3:03'08.9 5:16'10.0	(61) (52) (64)	5:16'10.0	33'56.2 45'32.6 1:45'02.3	







POS	NUM PETT	SQUADRA CODICE	COGNOME e NOME	COM	COD. AN	TEMPO FRAZ.	POS FRAZ.	TOTALE STAFF.	POS STAFF.	TEMPO FINALE	DISTACCO	PNT TAB
65	33	BENAMATI	Michele	ITA		1:44'54.0 1:22'56.9 2:10'38.3	(45) (68) (70)	1:44'54.0 3:07'50.9 5:18'29.2	(45) (58) (65)	5:18'29.2	27'41.2 50'14.6 1:47'21.5	
66	134	TAVOLETTI	Serafino	ITA		1:48'23.7 1:24'03.7 2:07'15.6	(54) (69) (69)	1:48'23.7 3:12'27.4 5:19'43.0	(54) (63) (66)	5:19'43.0	31'10.9 54'51.1 1:48'35.3	
67	111	DEGASPERI	Paolo	ITA		1:59'12.3 1:19'52.4 2:04'26.3	(70) (63) (66)	1:59'12.3 3:19'04.7 5:23'31.0	(70) (68) (67)	5:23'31.0	41'59.5 1:01'28.4 1:52'23.3	
68	48	HOLZNER	Michael	ITA		2:03'44.7 1:27'07.5 1:55'06.3	(71) (73) (61)	2:03'44.7 3:30'52.2 5:25'58.5	(71) (75) (68)	5:25'58.5	46'31.9 1:13'15.9 1:54'50.8	
69	91	EGGER	Karl	ITA		1:47'06.0 1:20'37.2 2:18'34.1	(52) (66) (76)	1:47'06.0 3:07'43.2 5:26'17.3	(52) (57) (69)	5:26'17.3	29'53.2 50'06.9 1:55'09.6	
70	151	VESAN	Alberto	ITA		2:05'05.3 1:25'11.7 1:59'31.9	(74) (70) (64)	2:05'05.3 3:30'17.0 5:29'48.9	(74) (74) (70)	5:29'48.9	47'52.5 1:12'40.7 1:58'41.2	
71	54	HOLZNER	Roland	ITA		2:05'36.3 1:25'21.8 2:05'23.8	(75) (71) (67)	2:05'36.3 3:30'58.1 5:36'21.9	(75) (76) (71)	5:36'21.9	48'23.5 1:13'21.8 2:05'14.2	
72	119	HEIDENBERGER	Alexander	ITA		1:55'58.2 1:20'21.7 2:22'40.1	(68) (65) (78)	1:55'58.2 3:16'19.9 5:39'00.0	(68) (66) (72)	5:39'00.0	38'45.4 58'43.6 2:07'52.3	
73	121	KOFLER	Klaus	ITA		1:58'54.1 1:29'08.6 2:14'30.3	(69) (74) (72)	1:58'54.1 3:28'02.7 5:42'33.0	(69) (73) (73)	5:42'33.0	41'41.3 1:10'26.4 2:11'25.3	
74	53	FRISCHMANN	Dietmar	AUT		1:55'25.1 1:30'24.0 2:17'39.6	(65) (78) (74)	1:55'25.1 3:25'49.1 5:43'28.7	(65) (71) (74)	5:43'28.7	38'12.3 1:08'12.8 2:12'21.0	
75	80	POJER	Umberto	ITA		2:14'21.3 1:29'31.4 2:06'03.2	(83) (76) (68)	2:14'21.3 3:43'52.7 5:49'55.9	(83) (79) (75)	5:49'55.9	57'08.5 1:26'16.4 2:18'48.2	
76	84	PIRAS	Giovanni	ITA		2:10'48.9 1:29'25.8 2:17'15.2	(80) (75) (73)	2:10'48.9 3:40'14.7 5:57'29.9	(80) (78) (76)	5:57'29.9	53'36.1 1:22'38.4 2:26'22.2	





POS	NUM PETT	SQUADRA CODICE	COGNOME e NOME	COM	COD. AN	TEMPO FRAZ.	POS FRAZ.	TOTALE STAFF.	POS STAFF.	TEMPO FINALE	DISTACCO	PNT TAB
77	71	GOLDGRUBER	Florian	GER		2:09'00.3 1:30'45.2 2:21'06.5	(78) (79) (77)	2:09'00.3 3:39'45.5 6:00'52.0	(78) (77) (77)	6:00'52.0	51'47.5 1:22'09.2 2:29'44.3	
78	123	LAUDIERI	Ivo	ITA		2:11'30.3 1:33'42.7 2:18'04.4	(81) (80) (75)	2:11'30.3 3:45'13.0 6:03'17.4	(81) (80) (78)	6:03'17.4	54'17.5 1:27'36.7 2:32'09.7	
79	131	CHINCARINI	Cristiano	ITA		2:09'45.7 1:36'33.0 2:23'53.3	(79) (81) (79)	2:09'45.7 3:46'18.7 6:10'12.0	(79) (81) (79)	6:10'12.0	52'32.9 1:28'42.4 2:39'04.3	
80	59	PEREZ	Marco	ITA		2:17'52.0 1:36'48.6 2:26'17.2	(84) (82) (80)	2:17'52.0 3:54'40.6 6:20'57.8	(84) (82) (80)	6:20'57.8	1:00'39.2 1:37'04.3 2:49'50.1	
81	128	VILL	Kajetan	ITA		2:13'24.2 1:44'33.2 2:31'47.8	(82) (83) (81)	2:13'24.2 3:57'57.4 6:29'45.2	(82) (83) (81)	6:29'45.2	56'11.4 1:40'21.1 2:58'37.5	
		ISCRITTI	90								
		NON PARTITI	...	5								
67		PLATTER	Jos	ITA								
77		GERSTGRASSER	Wilmar	ITA								
95		DALSASS	Alessandro	ITA								
110		REITER	Herbert	GER								
133		TARTAGLIA	Giampiero	ITA								
		NON ARRIVATI	..	4								
36		COTTOGNI	Kurt	AUT		1:25'54.4 1:10'19.9	(13) (36)	1:25'54.4 2:36'14.3	(13) (17)		8'41.6 18'38.0	







POS	NUM PETT	SQUADRA CODICE	COGNOME e NOME	COM	COD. AN	TEMPO FRAZ.	POS FRAZ.	TOTALE STAFF.	POS STAFF.	TEMPO FINALE	DISTACCO	PNT TAB
	79	ZOEGGELER	Werner	ITA		2:07'57.1 1:58'22.1	(77) (84)	2:07'57.1 4:06'19.2	(77) (84)		50'44.3 1:48'42.9	
	96	DEGASPERI	Manuel	ITA		1:38'17.4 1:30'17.2	(31) (77)	1:38'17.4 3:08'34.6	(31) (59)		21'04.6 50'58.3	
	152	ZISCHG	Peter	ITA								
SQUALIFICATI ..				0								


MASCHILE / MAENNlich OVER 40


1	4	STEINER	Anton	ITA		1:22'33.4 54'25.4 1:15'34.3	(2) (1) (1)	1:22'33.4 2:16'58.8 3:32'33.1	(2) (1) (1)	3:32'33.1	2'53.2 0.0 0.0	
2	3	HOCHENWARTER	Siegfried	AUT		1:19'40.2 1:01'19.7 1:18'32.8	(1) (5) (2)	1:19'40.2 2:20'59.9 3:39'32.7	(1) (2) (2)	3:39'32.7	0.0 4'01.1 6'59.6	
3	6	HEISS	Karl	ITA		1:28'30.5 59'46.4 1:21'02.1	(5) (3) (3)	1:28'30.5 2:28'16.9 3:49'19.0	(5) (4) (3)	3:49'19.0	8'50.3 11'18.1 16'45.9	
4	10	OBENDORFER	Richard	AUT		1:26'32.6 1:00'08.1 1:25'05.7	(3) (4) (5)	1:26'32.6 2:26'40.7 3:51'46.4	(3) (3) (4)	3:51'46.4	6'52.4 9'41.9 19'13.3	
5	9	TESTOR	Norbert	ITA		1:32'24.5 59'20.3 1:22'47.0	(7) (2) (4)	1:32'24.5 2:31'44.8 3:54'31.8	(7) (5) (5)	3:54'31.8	12'44.3 14'46.0 21'58.7	
6	40	ERTL	Wolfgang	AUT		1:27'38.8 1:05'03.5 1:26'19.2	(4) (7) (7)	1:27'38.8 2:32'42.3 3:59'01.5	(4) (6) (6)	3:59'01.5	7'58.6 15'43.5 26'28.4	
7	11	CALMBACH	Uli	GER		1:36'05.6 1:02'11.3 1:25'50.0	(9) (6) (6)	1:36'05.6 2:38'16.9 4:04'06.9	(9) (7) (7)	4:04'06.9	16'25.4 21'18.1 31'33.8	
8	155	LANPACHER	Karl	ITA		1:32'49.4 1:06'11.3 1:30'10.6	(8) (8) (8)	1:32'49.4 2:39'00.7 4:09'11.3	(8) (8) (8)	4:09'11.3	13'09.2 22'01.9 36'38.2	
9	114	MARTINELLI	Andrea	ITA		1:32'22.5 1:08'12.5 1:30'35.8	(6) (11) (9)	1:32'22.5 2:40'35.0 4:11'10.8	(6) (9) (9)	4:11'10.8	12'42.3 23'36.2 38'37.7	







POS	NUM PETT	SQUADRA CODICE	COGNOME e NOME	COM	COD. AN	TEMPO FRAZ.	POS FRAZ.	TOTALE STAFF.	POS STAFF.	TEMPO FINALE	DISTACCO	PNT TAB
10	76	SCHLACHTER	Rolf	GER		1:40'43.1 1:07'28.5 1:38'02.1	(11) (10) (16)	1:40'43.1 2:48'11.6 4:26'13.7	(11) (11) (10)	4:26'13.7	21'02.9 31'12.8 53'40.6	
11	85	ANDREIS	Stefano	ITA		1:36'30.7 1:09'24.7 1:40'20.5	(10) (12) (19)	1:36'30.7 2:45'55.4 4:26'15.9	(10) (10) (11)	4:26'15.9	16'50.5 28'56.6 53'42.8	
12	35	ANNAHEIM	Daniel	SUI		1:41'57.2 1:12'19.0 1:33'21.0	(12) (15) (11)	1:41'57.2 2:54'16.2 4:27'37.2	(12) (13) (12)	4:27'37.2	22'17.0 37'17.4 55'04.1	
13	120	DE GASPERI	Alessandro	ITA		1:44'58.2 1:06'50.6 1:36'41.1	(13) (9) (14)	1:44'58.2 2:51'48.8 4:28'29.9	(13) (12) (13)	4:28'29.9	25'18.0 34'50.0 55'56.8	
14	107	LONGHINO	Walter	ITA		1:48'36.6 1:10'34.1 1:36'05.7	(19) (14) (12)	1:48'36.6 2:59'10.7 4:35'16.4	(19) (14) (14)	4:35'16.4	28'56.4 42'11.9 1:02'43.3	
15	81	MOSER	Adi	AUT		1:53'40.9 1:10'01.9 1:36'33.0	(31) (13) (13)	1:53'40.9 3:03'42.8 4:40'15.8	(31) (18) (15)	4:40'15.8	34'00.7 46'44.0 1:07'42.7	
16	118	EGARTER	Karl	ITA		1:48'51.0 1:13'15.9 1:39'01.1	(21) (18) (18)	1:48'51.0 3:02'06.9 4:41'08.0	(21) (16) (16)	4:41'08.0	29'10.8 45'08.1 1:08'34.9	
17	83	DALBOSCO	Flavio	ITA		1:50'45.3 1:13'20.9 1:38'11.5	(25) (19) (17)	1:50'45.3 3:04'06.2 4:42'17.7	(25) (19) (17)	4:42'17.7	31'05.1 47'07.4 1:09'44.6	
18	135	STANZL	Walter	ITA		1:53'01.5 1:14'36.3 1:36'48.2	(29) (20) (15)	1:53'01.5 3:07'37.8 4:44'26.0	(29) (26) (18)	4:44'26.0	33'21.3 50'39.0 1:11'52.9	
19	58	MOSER	Raimund	ITA		1:56'58.7 1:15'49.4 1:31'43.0	(33) (22) (10)	1:56'58.7 3:12'48.1 4:44'31.1	(33) (32) (19)	4:44'31.1	37'18.5 55'49.3 1:11'58.0	
20	94	WEITHALER	Egon	ITA		1:46'05.0 1:21'04.0 1:41'13.4	(15) (31) (20)	1:46'05.0 3:07'09.0 4:48'22.4	(15) (25) (20)	4:48'22.4	26'24.8 50'10.2 1:15'49.3	
21	146	ROSO ZANOTTI	Giuseppe	ITA		1:48'39.9 1:15'02.1 1:47'53.3	(20) (21) (24)	1:48'39.9 3:03'42.0 4:51'35.3	(20) (17) (21)	4:51'35.3	28'59.7 46'43.2 1:19'02.2	







POS	NUM PETT	SQUADRA CODICE	COGNOME e NOME	COM	COD. AN	TEMPO FRAZ.	POS FRAZ.	TOTALE STAFF.	POS STAFF.	TEMPO FINALE	DISTACCO	PNT TAB
22	116	HASLER	Anton	ITA		1:47'42.4 1:18'20.6 1:46'09.8	(18) (28) (23)	1:47'42.4 3:06'03.0 4:52'12.8	(18) (21) (22)	4:52'12.8	28'02.2 49'04.2 1:19'39.7	
23	49	ALBER	Martin	ITA		1:47'05.1 1:12'27.3 1:53'14.9	(17) (17) (31)	1:47'05.1 2:59'32.4 4:52'47.3	(17) (15) (23)	4:52'47.3	27'24.9 42'33.6 1:20'14.2	
24	106	MALFERTHEINER	Werner	ITA		1:51'00.2 1:20'48.0 1:43'49.1	(26) (30) (21)	1:51'00.2 3:11'48.2 4:55'37.3	(26) (30) (24)	4:55'37.3	31'20.0 54'49.4 1:23'04.2	
25	66	LARCH	Martin	ITA		1:49'02.5 1:17'46.8 1:49'09.6	(22) (26) (25)	1:49'02.5 3:06'49.3 4:55'58.9	(22) (22) (25)	4:55'58.9	29'22.3 49'50.5 1:23'25.8	
26	51	HUEBNER	Hansjoerg	GER		1:53'00.8 1:12'22.3 1:56'01.8	(28) (16) (33)	1:53'00.8 3:05'23.1 5:01'24.9	(28) (20) (26)	5:01'24.9	33'20.6 48'24.3 1:28'51.8	
27	112	GERVASONI	Claudio	ITA		1:53'43.1 1:18'07.3 1:51'03.8	(32) (27) (27)	1:53'43.1 3:11'50.4 5:02'54.2	(32) (31) (27)	5:02'54.2	34'02.9 54'51.6 1:30'21.1	
28	69	TIMPFLER	Sepp	ITA		1:45'14.4 1:24'15.3 1:55'31.9	(14) (32) (32)	1:45'14.4 3:09'29.7 5:05'01.6	(14) (28) (28)	5:05'01.6	25'34.2 52'30.9 1:32'28.5	
29	130	RIEPER	Egon	ITA		1:58'40.0 1:25'46.9 1:45'02.1	(36) (35) (22)	1:58'40.0 3:24'26.9 5:09'29.0	(36) (34) (29)	5:09'29.0	38'59.8 1:07'28.1 1:36'55.9	
30	43	DEAVI	Andrea	ITA		1:50'06.8 1:17'34.6 2:01'59.6	(24) (25) (34)	1:50'06.8 3:07'41.4 5:09'41.0	(24) (27) (30)	5:09'41.0	30'26.6 50'42.6 1:37'07.9	
31	90	CASNA	Alessandro	ITA		1:49'58.5 1:16'51.8 2:05'40.4	(23) (24) (36)	1:49'58.5 3:06'50.3 5:12'30.7	(23) (23) (31)	5:12'30.7	30'18.3 49'51.5 1:39'57.6	
32	140	GEISER	Richard	ITA		2:00'27.7 1:26'25.0 1:49'43.6	(38) (38) (26)	2:00'27.7 3:26'52.7 5:16'36.3	(38) (36) (32)	5:16'36.3	40'47.5 1:09'53.9 1:44'03.2	
33	129	BAROZZI	Massimo	ITA		1:53'31.5 1:16'44.1 2:06'45.1	(30) (23) (37)	1:53'31.5 3:10'15.6 5:17'00.7	(30) (29) (33)	5:17'00.7	33'51.3 53'16.8 1:44'27.6	






POS	NUM PETT	SQUADRA CODICE	COGNOME e NOME	COM	COD. AN	TEMPO FRAZ.	POS FRAZ.	TOTALE STAFF.	POS STAFF.	TEMPO FINALE	DISTACCO	PNT TAB
34	18	MACH	Roman	ITA		1:46'32.0 1:20'34.7 2:13'54.6	(16) (29) (42)	1:46'32.0 3:07'06.7 5:21'01.3	(16) (24) (34)	5:21'01.3	26'51.8 50'07.9 1:48'28.2	
35	143	ZAFFARONI	Marco Enrico	ITA		2:07'52.5 1:25'58.6 1:51'50.0	(46) (37) (29)	2:07'52.5 3:33'51.1 5:25'41.1	(46) (39) (35)	5:25'41.1	48'12.3 1:16'52.3 1:53'08.0	
36	68	RINERO	Massimo	ITA		2:02'46.4 1:31'58.8 1:51'12.6	(40) (44) (28)	2:02'46.4 3:34'45.2 5:25'57.8	(40) (41) (36)	5:25'57.8	43'06.2 1:17'46.4 1:53'24.7	
37	52	KOFLER	Mario	SUI		2:00'57.1 1:24'27.1 2:04'19.6	(39) (33) (35)	2:00'57.1 3:25'24.2 5:29'43.8	(39) (35) (37)	5:29'43.8	41'16.9 1:08'25.4 1:57'10.7	
38	57	GRUENER	Guenther	ITA		2:11'38.6 1:30'00.4 1:53'01.8	(50) (42) (30)	2:11'38.6 3:41'39.0 5:34'40.8	(50) (46) (38)	5:34'40.8	51'58.4 1:24'40.2 2:02'07.7	
39	104	TSCHOLL	Norbert	ITA		1:58'29.3 1:24'49.2 2:11'47.7	(35) (34) (39)	1:58'29.3 3:23'18.5 5:35'06.2	(35) (33) (39)	5:35'06.2	38'49.1 1:06'19.7 2:02'33.1	
40	73	HUBER	Alfred	GER		2:00'08.1 1:29'19.5 2:15'42.2	(37) (40) (44)	2:00'08.1 3:29'27.6 5:45'09.8	(37) (37) (40)	5:45'09.8	40'27.9 1:12'28.8 2:12'36.7	
41	105	MORANDELL	Ernst	ITA		2:05'40.7 1:29'38.1 2:13'21.7	(45) (41) (41)	2:05'40.7 3:35'18.8 5:48'40.5	(45) (42) (41)	5:48'40.5	46'00.5 1:18'20.0 2:16'07.4	
42	82	STOCKER	Markus	ITA		2:11'25.3 1:29'17.4 2:12'22.8	(48) (39) (40)	2:11'25.3 3:40'42.7 5:53'05.5	(48) (44) (42)	5:53'05.5	51'45.1 1:23'43.9 2:20'32.4	
43	137	POZZI	Franco	ITA		2:05'13.8 1:25'52.8 2:24'24.0	(43) (36) (45)	2:05'13.8 3:31'06.6 5:55'30.6	(43) (38) (43)	5:55'30.6	45'33.6 1:14'07.8 2:22'57.5	
44	108	BERTSCH	Thomas	AUT		2:04'59.7 1:36'22.5 2:14'18.1	(42) (46) (43)	2:04'59.7 3:41'22.2 5:55'40.3	(42) (45) (44)	5:55'40.3	45'19.5 1:24'23.4 2:23'07.2	
45	132	CAMPANARO	Flavio	ITA		2:11'28.4 1:38'37.5 2:10'42.2	(49) (48) (38)	2:11'28.4 3:50'05.9 6:00'48.1	(49) (47) (45)	6:00'48.1	51'48.2 1:33'07.1 2:28'15.0	







POS	NUM PETT	SQUADRA CODICE	COGNOME e NOME	COM	COD. AN	TEMPO FRAZ.	POS FRAZ.	TOTALE STAFF.	POS STAFF.	TEMPO FINALE	DISTACCO	PNT TAB
46	75	ODORIZZI	Sergio	ITA		1:57'45.8 1:36'37.7 2:28'19.5	(34) (47) (46)	1:57'45.8 3:34'23.5 6:02'43.0	(34) (40) (46)	6:02'43.0	38'05.6 1:17'24.7 2:30'09.9	
47	144	MARELLI	Ivano	ITA		2:08'01.5 1:30'00.4 2:33'15.9	(47) (42) (47)	2:08'01.5 3:38'01.9 6:11'17.8	(47) (43) (47)	6:11'17.8	48'21.3 1:21'03.1 2:38'44.7	
48	122	ZISCHG	Hubert	ITA		2:17'14.6 1:33'03.4 2:36'46.9	(51) (45) (48)	2:17'14.6 3:50'18.0 6:27'04.9	(51) (48) (48)	6:27'04.9	57'34.4 1:33'19.2 2:54'31.8	
		ISCRITTI		55							
		NON PARTITI	...		2							
50		HEININGER	Bernhard	GER								
113		TOHT	Werner	GER								
		NON ARRIVATI	..		5							
61		KRUG	Martin	AUT		1:52'31.3	(27)	1:52'31.3	(27)		32'51.1	
63		OBERHOFER	Guenther	ITA		2:05'22.4	(44)	2:05'22.4	(44)		45'42.2	
78		CARBONE	Luca	ITA								
126		PASUT	Roberto	ITA		2:04'44.0 2:09'08.5	(41) (49)	2:04'44.0 4:13'52.5	(41) (49)		45'03.8 1:56'53.7	
138		FOLGARAIT	Sandro	ITA								
		SQUALIFICATI	..		0							


STAFFETTA MASCHILE / STAFFEL MAENNLICH UNDER 120







POS	NUM PETT	SQUADRA CODICE	COGNOME e NOME	COM	COD. AN	TEMPO FRAZ.	POS FRAZ.	TOTALE STAFF.	POS STAFF.	TEMPO FINALE	DISTACCO	PNT TAB
1	201	KOLLAND	TOPSPORT CHILLI LOUN I-A STAUDER Roland KROELL Markus RINGHOFER Andreas			1:13'38.0 50'50.4 59'07.0	(1) (9) (1)	1:13'38.0 2:04'28.4 3:03'35.4	(1) (1) (1)	3:03'35.4	0.0 0.0 0.0	
2	203	WF MECHANIK	KLAUSEN STEINACHER Dario FRICK Gerd ZEMMER Urban	ITA		1:16'49.4 47'40.4 59'58.7	(2) (2) (2)	1:16'49.4 2:04'29.8 3:04'28.5	(2) (2) (2)	3:04'28.5	3'11.4 1.4 53.1	
3	205	TEAM EATANDWIN.EU	STROBEL Andreas HOHENWARTER Markus ECHTLER Martin	D-A		1:17'26.9 47'14.3 1:00'24.4	(3) (1) (3)	1:17'26.9 2:04'41.2 3:05'05.6	(3) (3) (3)	3:05'05.6	3'48.9 12.8 1'30.2	
4	204	TELMEKOM	TEAM SUEDTIROL FONTANA Klaus INNERHOFER Willi INNERHOFER Paul	ITA		1:18'40.9 49'46.6 1:02'15.6	(4) (6) (5)	1:18'40.9 2:08'27.5 3:10'43.1	(4) (4) (4)	3:10'43.1	5'02.9 3'59.1 7'07.7	
5	224	BOG DA NIA/HARTMANN	ZULIAN Ivo LARGER Paolo PANIZZA Loris	ITA		1:19'38.9 49'45.6 1:09'24.8	(5) (5) (12)	1:19'38.9 2:09'24.5 3:18'49.3	(5) (5) (5)	3:18'49.3	6'00.9 4'56.1 15'13.9	
6	208	NUTREND	NIKE ACG NOVOTNY Robert HORAK Ondra GROH Radoslav	CZE		1:21'36.7 48'09.8 1:10'18.1	(6) (3) (14)	1:21'36.7 2:09'46.5 3:20'04.6	(6) (6) (6)	3:20'04.6	7'58.7 5'18.1 16'29.2	
7	209	HOTEL LINDENHOF	NATURNS KOCH Juergen BURGER Michael PLATZGUMMER Norbert	ITA		1:22'31.9 50'39.8 1:08'58.2	(7) (8) (9)	1:22'31.9 2:13'11.7 3:22'09.9	(7) (7) (7)	3:22'09.9	8'53.9 8'43.3 18'34.5	
8	207	SPORTLER	ALPIN TEAM PIAZZA Georg BRUNNER Rudi BATTISTI Lorenzo	ITA		1:25'39.2 50'05.3 1:08'07.4	(9) (7) (7)	1:25'39.2 2:15'44.5 3:23'51.9	(9) (8) (8)	3:23'51.9	12'01.2 11'16.1 20'16.5	
9	223	RACE TEAM	SARNTAL PERKMANN Walter LANER Eduard THALER Winfried	ITA		1:27'45.6 49'34.2 1:07'58.5	(11) (4) (6)	1:27'45.6 2:17'19.8 3:25'18.3	(11) (9) (9)	3:25'18.3	14'07.6 12'51.4 21'42.9	
10	202	KOLLAND	TOPSPORT ASICS KOCH Georg KONRAD Manfred GIACOMELLI Guido	A-I		1:32'46.3 52'46.5 1:00'44.1	(16) (11) (4)	1:32'46.3 2:25'32.8 3:26'16.9	(16) (13) (10)	3:26'16.9	19'08.3 21'04.4 22'41.5	
11	222	ARBO PILLERSEE	BIKER BERGMANN Bernd GRALL Michael WOERTER Georg	AUT		1:23'31.1 58'05.5 1:09'16.1	(8) (17) (10)	1:23'31.1 2:21'36.6 3:30'52.7	(8) (10) (11)	3:30'52.7	9'53.1 17'08.2 27'17.3	
12	242	SKI BIKE	RUNNER VINSCHGAU JUNG Daniel KUPPELWIESER Florian BONAVIGO Christian	ITA		1:26'15.8 57'06.3 1:16'44.7	(10) (15) (17)	1:26'15.8 2:23'22.1 3:40'06.8	(10) (11) (12)	3:40'06.8	12'37.8 18'53.7 36'31.4	







POS	NUM PETT	SQUADRA CODICE	COGNOME e NOME	COM	COD. AN	TEMPO FRAZ.	POS FRAZ.	TOTALE STAFF.	POS STAFF.	TEMPO FINALE	DISTACCO	PNT TAB
13	233	DIE ZUCKERPUPPEN		ITA						3:42'40.9		
			HOLZER Thomas			1:29'49.5	(13)	1:29'49.5	(13)		16'11.5	
			HUBER Philipp			55'26.2	(13)	2:25'15.7	(12)		20'47.3	
			EBNER Paul			1:17'25.2	(18)	3:42'40.9	(13)		39'05.5	
14	226	SPORTCLUB SARNTOL		ITA						3:43'54.6		
			STUEFER Erwin			1:38'01.6	(20)	1:38'01.6	(20)		24'23.6	
			THALER Noe			57'13.0	(16)	2:35'14.6	(19)		30'46.2	
			GROSS Ulrich			1:08'40.0	(8)	3:43'54.6	(14)		40'19.2	
15	259	TELMEKOM TEAM SUEDTIROL		ITA						3:44'47.0		
			LANGEBNER Christian			1:34'26.9	(18)	1:34'26.9	(18)		20'48.9	
			REITERER Valentin			1:00'29.8	(21)	2:34'56.7	(18)		30'28.3	
			KIENZL Peter			1:09'50.3	(13)	3:44'47.0	(15)		41'11.6	
16	239	SIKKENS TIROL		AUT						3:45'55.1		
			SCHIESTL Christian			1:33'09.0	(17)	1:33'09.0	(17)		19'31.0	
			SCHIESTL Christian			1:00'03.9	(20)	2:33'12.9	(15)		28'44.5	
			GRUBER Peter			1:12'42.2	(16)	3:45'55.1	(16)		42'19.7	
17	227	TRIATHLON TRENINO		ITA						3:54'09.8		
			LEONI Renato			1:40'41.9	(22)	1:40'41.9	(22)		27'03.9	
			GIRARDI Ettore			52'27.3	(10)	2:33'09.2	(14)		28'40.8	
			CAPPELLETTO Tommaso			1:21'00.6	(23)	3:54'09.8	(17)		50'34.4	
18	273	ZKG VINTL		ITA						3:56'31.4		
			UNTERPERTINGER Wolfgang			1:43'23.5	(26)	1:43'23.5	(26)		29'45.5	
			WEISSTEINER Tobias			54'29.5	(12)	2:37'53.0	(20)		33'24.6	
			SEEBACHER Raimund			1:18'38.4	(19)	3:56'31.4	(18)		52'56.0	
19	229	DIE GEO FOERSTER		ITA						3:58'12.5		
			TSCHENETT Thomas			1:30'09.6	(14)	1:30'09.6	(14)		16'31.6	
			GURSCHLER Werner			1:08'30.7	(33)	2:38'40.3	(22)		34'11.9	
			PENTORI Christian			1:19'32.2	(20)	3:58'12.5	(19)		54'37.1	
20	265	SC ALA		ITA						3:58'54.2		
			RIOLFATTI Riccardo			1:30'13.3	(15)	1:30'13.3	(15)		16'35.3	
			CUEL Fabrizio			1:03'23.6	(25)	2:33'36.9	(17)		29'08.5	
			BISOFFI Tiziano			1:25'17.3	(30)	3:58'54.2	(20)		55'18.8	
21	254	BIKEMAN TEAM SCHLANDERS		ITA						4:02'49.6		
			BERNHARD Andreas			1:48'38.8	(28)	1:48'38.8	(28)		35'00.8	
			FELDERER Christof			1:01'54.3	(24)	2:50'33.1	(28)		46'04.7	
			FELDERER Andreas			1:12'16.5	(15)	4:02'49.6	(21)		59'14.2	
22	232	RV EDELROT LANA		ITA						4:03'29.0		
			BARLINI Lukas			1:29'37.8	(12)	1:29'37.8	(12)		15'59.8	
			STAFFLER Josef			1:03'51.8	(27)	2:33'29.6	(16)		29'01.2	
			TRATTER Walter			1:29'59.4	(33)	4:03'29.0	(22)		59'53.6	
23	246	DEUTSCHER ALPENVEREIN		GER						4:06'35.7		
			SCHILCHER Heinz			1:42'40.9	(24)	1:42'40.9	(24)		29'02.9	
			GUENZEL Andre			1:03'30.8	(26)	2:46'11.7	(25)		41'43.3	
			JUNG Markus			1:20'24.0	(21)	4:06'35.7	(23)		1:03'00.3	
24	270	ASV JENESIEN		ITA						4:08'26.7		
			KASERER Stefan			1:40'54.6	(23)	1:40'54.6	(23)		27'16.6	
			VITALE Franco			1:04'09.8	(28)	2:45'04.4	(23)		40'36.0	
			TSCHAFFERT Diego			1:23'22.3	(25)	4:08'26.7	(24)		1:04'51.3	





POS	NUM PETT	SQUADRA CODICE	COGNOME e NOME	COM	COD. AN	TEMPO FRAZ.	POS FRAZ.	TOTALE STAFF.	POS STAFF.	TEMPO FINALE	DISTACCO	PNT TAB
25	238	CICLISTA	BOIARDO	ITA						4:10'08.8		
			BERTOLANI Davide			1:51'42.6	(30)	1:51'42.6	(30)		38'04.6	
			ARMANI Stefano			1:09'06.9	(35)	3:00'49.5	(31)		56'21.1	
			PLONER Ivano			1:09'19.3	(11)	4:10'08.8	(25)		1:06'33.4	
26	220	ATLETICA	VALLI SOLE E NON	ITA						4:16'48.8		
			DE CONCINI Alessio			1:50'53.3	(29)	1:50'53.3	(29)		37'15.3	
			MELCHIORI Diego			56'47.4	(14)	2:47'40.7	(27)		43'12.3	
			FONDRIEST Roberto			1:29'08.1	(32)	4:16'48.8	(26)		1:13'13.4	
27	271	TEAM RADSPORT	GREINER	GER						4:17'41.6		
			GRATH Lukas			1:43'21.4	(25)	1:43'21.4	(25)		29'43.4	
			SCHLACHTER Jonas			1:09'35.1	(36)	2:52'56.5	(29)		48'28.1	
			SCHMIEGER Johannes			1:24'45.1	(28)	4:17'41.6	(27)		1:14'06.2	
28	240	240		ITA						4:18'15.3		
			ZEMMER Andreas			1:36'58.0	(19)	1:36'58.0	(19)		23'20.0	
			STUEFER Manfred			1:01'26.5	(22)	2:38'24.5	(21)		33'56.1	
			PROSSLINER Heinz			1:39'50.8	(41)	4:18'15.3	(28)		1:14'39.9	
29	258	RESTAURANT ZUR LINDE	KALTERN	ITA						4:18'57.6		
			DISSERTORI Armin			1:43'50.0	(27)	1:43'50.0	(27)		30'12.0	
			FACCHINI Janis			1:01'30.1	(23)	2:45'20.1	(24)		40'51.7	
			FACCHINI David			1:33'37.5	(35)	4:18'57.6	(29)		1:15'22.2	
30	269	ASV STEINEGG		ITA						4:25'32.4		
			LANTSCHNER Gerhard			2:02'43.9	(37)	2:02'43.9	(37)		49'05.9	
			PSENNER Alfred			1:00'02.5	(19)	3:02'46.4	(33)		58'18.0	
			RESCH Leo			1:22'46.0	(24)	4:25'32.4	(30)		1:21'57.0	
31	266	TRIATHLON KALTERN		ITA						4:26'11.9		
			DAPOZ Franz			1:56'56.8	(33)	1:56'56.8	(33)		43'18.8	
			SCHUEN Davide			1:05'44.4	(31)	3:02'41.2	(32)		58'12.8	
			MIRIBURG Franz			1:23'30.7	(26)	4:26'11.9	(31)		1:22'36.5	
32	253	L'ARCOBALENO SCI CLUB		ITA						4:26'22.5		
			VERSINI Roberto			1:38'51.0	(21)	1:38'51.0	(21)		25'13.0	
			CIPRIANI Giampaolo			1:08'20.4	(32)	2:47'11.4	(26)		42'43.0	
			SARTORI Alberto			1:39'11.1	(40)	4:26'22.5	(32)		1:22'47.1	
33	260	INERZIA CASTELTROSINO		ITA						4:29'47.9		
			MARINI Davide			1:53'50.3	(31)	1:53'50.3	(31)		40'12.3	
			MONTI Giulio			59'50.6	(18)	2:53'40.9	(30)		49'12.5	
			STELLA Valerio			1:36'07.0	(36)	4:29'47.9	(33)		1:26'12.5	
34	255	TROCKENE KEHLEN2		ITA						4:35'57.9		
			BIASI Stefan			1:59'38.2	(36)	1:59'38.2	(36)		46'00.2	
			PLANT Michael			1:11'06.1	(40)	3:10'44.3	(37)		1:06'15.9	
			NOGLER Juergen			1:25'13.6	(29)	4:35'57.9	(34)		1:32'22.5	
35	228	DIE LUMPELEN		ITA						4:38'08.5		
			GAMPER Thomas			1:55'51.8	(32)	1:55'51.8	(32)		42'13.8	
			FRANK Egon			1:10'51.8	(37)	3:06'43.6	(35)		1:02'15.2	
			UNTERTHURNER Stephan			1:31'24.9	(34)	4:38'08.5	(35)		1:34'33.1	
36	264	FRIESIAN TEAM		ITA						4:40'43.0		
			GALLI Mirko			1:58'13.0	(35)	1:58'13.0	(35)		44'35.0	
			CEDROLA Francesco			1:04'56.7	(29)	3:03'09.7	(34)		58'41.3	
			DI DATO Antonio			1:37'33.3	(37)	4:40'43.0	(36)		1:37'07.6	







POS	NUM PETT	SQUADRA CODICE	COGNOME e NOME	COM	COD. AN	TEMPO FRAZ.	POS FRAZ.	TOTALE STAFF.	POS STAFF.	TEMPO FINALE	DISTACCO	PNT TAB
37	248	NES TEAM		ITA						4:41'16.0		
			MOLINARO Nicola			2:09'32.1	(39)	2:09'32.1	(39)		55'54.1	
			RUBALTELLI Enrico			1:10'56.6	(39)	3:20'28.7	(39)		1:16'00.3	
			AGNOLI Sergio			1:20'47.3	(22)	4:41'16.0	(37)		1:37'40.6	
38	267	WSV SCHLADMING		AUT						4:54'50.7		
			HOFBAUER Florian			2:18'50.5	(41)	2:18'50.5	(41)		1:05'12.5	
			STEINER Meinhard			1:08'47.6	(34)	3:27'38.1	(41)		1:23'09.7	
			PITZER Thomas			1:27'12.6	(31)	4:54'50.7	(38)		1:51'15.3	
39	245	TEAM BOELKSTOFF		ITA						4:57'53.4		
			GRUBER Alex			2:03'19.3	(38)	2:03'19.3	(38)		49'41.3	
			UNTERKOFLENER Guenther			1:16'37.9	(41)	3:19'57.2	(38)		1:15'28.8	
			PLATTNER Robert			1:37'56.2	(38)	4:57'53.4	(39)		1:54'18.0	
40	236	CRAZY WHEELIE		ITA						5:01'35.1		
			ZISCHG Elmar			2:16'56.1	(40)	2:16'56.1	(40)		1:03'18.1	
			MAHLKNECHT Roland			1:05'30.4	(30)	3:22'26.5	(40)		1:17'58.1	
			WALDNER Lorenz			1:39'08.6	(39)	5:01'35.1	(40)		1:57'59.7	
41	241	OGM RACING TEAM		ITA						5:09'25.3		
			GANTHALER Thomas			2:23'32.9	(42)	2:23'32.9	(42)		1:09'54.9	
			KANEIDER Daniel			1:21'24.8	(42)	3:44'57.7	(42)		1:40'29.3	
			PLANGGER Oswald			1:24'27.6	(27)	5:09'25.3	(41)		2:05'49.9	
42	249	TROCKENE KEHLEN1		ITA						5:11'01.3		
			RIEDER Alexander			1:57'30.9	(34)	1:57'30.9	(34)		43'52.9	
			SPORNBERGER Norbert			1:10'52.7	(38)	3:08'23.6	(36)		1:03'55.2	
			THEINER Alexander			2:02'37.7	(42)	5:11'01.3	(42)		2:07'25.9	
			ISCRITTI	44							
			NON PARTITI	...	1							
268	KFZ	MOSER ALPIN TEAM		AUT								
			BACHLER Christian									
			WALLNER Florian									
			BACHLER Thomas									
			NON ARRIVATI	..	1							
256	DSG	LESACHTAL		AUT								
			MEYER Michael									
			SAIWALD Erika									
			KURZ Michael									
			SQUALIFICATI	..	0							


STAFFETTA MASCHILE / STAFFEL MAENNlich OVER 120


1	206	TOURISMUSVEREIN NATURNS		ITA						3:17'05.3		
			GRASEGGER Johann			1:19'46.9	(1)	1:19'46.9	(1)		0.0	
			ANGERER Guenther			50'10.3	(1)	2:09'57.2	(1)		0.0	
			PLATZGUMMER Walter			1:07'08.1	(2)	3:17'05.3	(1)		0.0	
2	225	RSV VINSCHGAU		ITA						3:28'17.0		
			MARTIN Josef			1:26'05.6	(2)	1:26'05.6	(2)		6'18.7	
			HUBER Heinrich			54'06.7	(3)	2:20'12.3	(2)		10'15.1	
			PLATZGUMMER Alois			1:08'04.7	(3)	3:28'17.0	(2)		11'11.6	





POS	NUM PETT	SQUADRA CODICE	COGNOME e NOME	COM	COD. AN	TEMPO FRAZ.	POS FRAZ.	TOTALE STAFF.	POS STAFF.	TEMPO FINALE	DISTACCO	PNT TAB
3	263	TEAM RSV		ITA						3:45'12.7		
			WIELANDER Karl			1:34'38.5	(7)	1:34'38.5	(7)		14'51.6	
			RATSCHILLER Kurt			1:00'02.2	(8)	2:34'40.7	(6)		24'43.5	
			NEUMAIR Walter			1:10'32.0	(5)	3:45'12.7	(3)		28'07.3	
4	210	SUEDTIROLER TRIO		ITA						3:45'53.4		
			BERNHARD Klaus			1:33'56.9	(5)	1:33'56.9	(5)		14'10.0	
			LANGES Michael			1:04'50.3	(12)	2:38'47.2	(8)		28'50.0	
			OBERBACHER Gregor			1:07'06.2	(1)	3:45'53.4	(4)		28'48.0	
5	272	TEAM RADSPORT GREINER		GER						3:50'29.0		
			KRUEGER Ingo			1:36'40.2	(8)	1:36'40.2	(8)		16'53.3	
			BALLERSTEDT Roland			53'00.6	(2)	2:29'40.8	(3)		19'43.6	
			SCHMIEGER Wolfgang			1:20'48.2	(11)	3:50'29.0	(5)		33'23.6	
6	257	SC MERAN VOLKSBANK		ITA						3:51'52.8		
			STROBL Karlheinz			1:40'41.2	(9)	1:40'41.2	(9)		20'54.3	
			ALBER Franz Christian			1:01'58.5	(11)	2:42'39.7	(10)		32'42.5	
			KARLEGGER Ubald			1:09'13.1	(4)	3:51'52.8	(6)		34'47.4	
7	234	EDELROT LANA		ITA						3:52'56.5		
			ARMELLINI Walter			1:32'27.4	(4)	1:32'27.4	(4)		12'40.5	
			FOLIE Stefan			59'31.7	(6)	2:31'59.1	(4)		22'01.9	
			ARMELLINI Florian			1:20'57.4	(12)	3:52'56.5	(7)		35'51.1	
8	237	SPAR RACING TEAM		AUT						3:54'39.0		
			JEHART Wolfgang			1:34'02.4	(6)	1:34'02.4	(6)		14'15.5	
			PEER Klemens			1:00'31.7	(10)	2:34'34.1	(5)		24'36.9	
			UNGERANK Hermann			1:20'04.9	(9)	3:54'39.0	(8)		37'33.6	
9	230	ARSV VINSCHGAU		ITA						3:56'59.6		
			BLAAS Stephan			1:31'28.7	(3)	1:31'28.7	(3)		11'41.8	
			GUNSCH Walter			1:06'02.8	(14)	2:37'31.5	(7)		27'34.3	
			HOELLRIGL Franz			1:19'28.1	(7)	3:56'59.6	(9)		39'54.3	
10	247	DIE 3 THOENIS		ITA						3:57'18.0		
			THOENI Heinrich			1:41'10.1	(10)	1:41'10.1	(10)		21'23.2	
			THOENI Walter			57'54.7	(5)	2:39'04.8	(9)		29'07.6	
			THOENI Josef			1:18'13.2	(6)	3:57'18.0	(10)		40'12.6	
11	221	GWERDER SPORT MUOTATHAL		SUI						4:04'46.3		
			CAMENZIND Robert			1:47'21.4	(12)	1:47'21.4	(12)		27'34.5	
			ZURFLUH Markus			57'22.5	(4)	2:44'43.9	(11)		34'46.7	
			NIDEROEST Beat			1:20'02.4	(8)	4:04'46.3	(11)		47'40.9	
12	250	TEAM NATURPARK LECHTAL		AUT						4:17'01.5		
			HAIDER Martin			1:45'00.3	(11)	1:45'00.3	(11)		25'13.4	
			HAIDER Dietmar			1:11'15.1	(17)	2:56'15.4	(13)		46'18.2	
			FRIEDL Markus			1:20'46.1	(10)	4:17'01.5	(12)		59'56.1	
13	251	ORSI DEL LAGORAI		ITA						4:22'41.1		
			BRIDI Mauro			1:48'58.7	(13)	1:48'58.7	(13)		29'11.8	
			BATTISTI Domenico			1:05'16.3	(13)	2:54'15.0	(12)		44'17.8	
			FRANCESCHI Giuseppe			1:28'26.1	(15)	4:22'41.1	(13)		1:05'35.7	
14	261	BIKEPLUS KLAUSEN		ITA						4:33'02.0		
			RUNGGER Raimund			1:55'56.8	(14)	1:55'56.8	(14)		36'09.9	
			RAIFER Walter			1:15'48.7	(19)	3:11'45.5	(16)		1:01'48.3	
			KERSCHBAUMER Sepp			1:21'16.5	(13)	4:33'02.0	(14)		1:15'56.6	





POS	NUM PETT	SQUADRA CODICE	COGNOME e NOME	COM	COD. AN	TEMPO FRAZ.	POS FRAZ.	TOTALE STAFF.	POS STAFF.	TEMPO FINALE	DISTACCO	PNT TAB
15	244	LECCOBIKE		ITA						4:33'21.0		
			MARINELLO Andrea			1:56'07.5	(15)	1:56'07.5	(15)		36'20.6	
			COLOMBO Stefano			1:00'13.3	(9)	2:56'20.8	(14)		46'23.6	
			COLOMBO Stefano			1:37'00.2	(17)	4:33'21.0	(15)		1:16'15.7	
16	262	OETZI RADTEAM		AUT						4:34'45.0		
			GRUENER Harald			2:01'11.8	(16)	2:01'11.8	(16)		41'24.9	
			KAPFERER Gebhard			1:10'01.5	(16)	3:11'13.3	(15)		1:01'16.1	
			EITERER Helmut			1:23'31.7	(14)	4:34'45.0	(16)		1:17'39.7	
17	252	GIPFELSTUERMER		ITA						4:47'06.7		
			GURSCHLER Ignaz			2:17'08.5	(19)	2:17'08.5	(19)		57'21.6	
			SCHOEPP Rudolf			59'49.8	(7)	3:16'58.3	(17)		1:07'01.1	
			TELSER Gilbert			1:30'08.4	(16)	4:47'06.7	(17)		1:30'01.4	
18	235	LG SCHLERN		ITA						5:06'12.4		
			MANTOVANI Alberto			2:14'06.8	(17)	2:14'06.8	(17)		54'19.9	
			EGGER Arnold			1:07'24.3	(15)	3:21'31.1	(18)		1:11'33.9	
			PLANGGER Peter			1:44'41.3	(18)	5:06'12.4	(18)		1:49'07.0	
19	231	FRICKTAL EXPRESS SCHWEIZ		SUI						5:31'04.7		
			HORST Adrian			2:18'08.3	(20)	2:18'08.3	(20)		58'21.4	
			KAEMPF Eliane			1:27'49.9	(20)	3:45'58.2	(20)		1:36'01.0	
			WIDMER Brigitta			1:45'06.5	(19)	5:31'04.7	(19)		2:13'59.3	
20	243	243		GER						5:43'03.7		
			GEILKE Thomas			2:15'54.5	(18)	2:15'54.5	(18)		56'07.6	
			WIEDNER Gerd			1:12'59.3	(18)	3:28'53.8	(19)		1:18'56.6	
			SCHOTT Danny			2:14'09.9	(20)	5:43'03.7	(20)		2:25'58.3	
			ISCRITTI	20							
			NON PARTITI	...	0							
			NON ARRIVATI	..	0							
			SQUALIFICATI	..	0							

Classifica/Wertung: www.cronomerano.it

(triathlon)

